



**Healthy planet,
happy people**

**Easton & Lawrence Hill's
Community Climate Action Plan
2022**

Updated in 2024

Let's make change with Eastside Community Trust



Introduction

The climate and nature crises are not just about the environment – they are a social crisis too, and it is vital to tackle them together. There is a huge opportunity for bold, transformative climate and nature action to reduce, rather than exacerbate inequalities, and to improve the quality of life for people locally and globally. This requires ensuring that diverse communities and those most affected by climate and nature breakdown are able to shape our response.

Bristol has a goal of reducing carbon emissions to net zero by 2030. The One City Environment Board published the One City Climate Strategy in February 2020, setting out a pathway of action on how Bristol can become carbon neutral and climate resilient.

Bristol's mammoth goal of being carbon neutral and climate resilient, whilst improving the lives of its residents, especially those most disadvantaged, will require the collective skills, knowledge and energy of the whole city. This community climate action plan for Easton & Lawrence Hill responds directly to this need. It centres the role of communities and community anchor organisations in this.

This plan has been developed as part of the Bristol Community Climate Action Project which aims to enable communities in Bristol to reduce their carbon footprints, support nature recovery and bring social benefits to local people.



The project aims to contribute to three significant impacts:

- A reduced risk of catastrophic climate change.
- A just and inclusive transition to net zero.
- Improved quality of life for local people (e.g. improved health and well-being, economic opportunity, resilience, social cohesion and improved biodiversity).

Let's make change with Eastside Community Trust

Who



The Community Climate Action Project is a partnership of community organisations across the city: Ambition Lawrence Weston, Ashley Community Housing, Eastside Community Trust, Heart of BS13, and Lockleaze Neighbourhood Trust, coordinated by Bristol Climate & Nature Partnership, supported by the Centre for Sustainable Energy and Bristol City Council (Sustainable City & Climate Change Service). This partnership sees Bristol's communities stepping into a leadership role in the city, demonstrating their ability to respond to the challenges of climate change with effective, community-led action.

The five core organisations involved in the project represent communities experiencing multiple disadvantages who have traditionally been excluded from the climate change debate and responses to it. Across the city, it is also disadvantaged communities like these that are most vulnerable to the impacts of climate change – extreme weather events, disruption to critical services which they rely on, instability in living costs, and so on. Any city simply looking to reduce its emissions as rapidly as possible would not start with disadvantaged and excluded communities, as households in these communities typically have the lowest emissions and environmental footprints in a city.

However, if our strategic response to climate change and nature breakdown is not informed by the critical insights and lived experiences of the diverse communities which make up our city, we risk designing solutions which further compound disadvantage; fail to respond to important social needs; entrench social and political division; and which aren't fit for purpose.



The project's learning and mentoring programme was launched in 2023, with the aim of supporting more, and more diverse, community organisations in Bristol with their climate action journeys.

Since then a further six community groups – Southmead Development Trust, Knowle West Media Centre, Windmill Hill City Farm, Hillfields Community Garden, Vassall Centre, BRICKS - have joined the programme and have been working with their local communities to co-produce climate action plans.

Let's make change with Eastside Community Trust

What



During 2021, the core community partners, along with Bristol Disability Equality Forum, coproduced community climate action plans with the communities they represent, having done significant engagement with residents. They are now leading on local demonstrator projects, which respond to key priorities identified in their plans, and contributing to the city's new Community Leadership Panel on Climate and Just Transition. The project includes a climate and disability strand, which centres Bristol's community of Disabled people in climate and nature action.

Since then, five more groups have launched plans, making 11 plans across the city so far. A further seven groups are due to develop plans in 2024/25. In 2023/2024, all cohort 1 partners undertook engagement to revisit plan priorities and refresh them where needed, and the plans have been updated (in August 2024) to reflect this.

This community climate action plan, and the approach to developing it, has been guided by the principle of a just transition to net zero which improves the quality of life and life chances of citizens, especially those experiencing disadvantage and inequality. Climate projects are often well intentioned, but frequently exploit excluded groups by demanding time for free to help them become “more inclusive”; and whilst some climate actions and solutions provide social and economic benefits, others make life worse for communities who are already excluded and experiencing disadvantage.

The Community Climate Action Project seeks to do things differently and believes the transition to net zero can and should be a once in a generation opportunity to challenge systemic inequality.

The project aims to build the knowledge and capacity of local community organisations, harness their knowledge and insights, and enable them to become leaders in the city's climate action.

The launch in 2023 of Bristol's Just Transition Declaration has created a strategic framework which further supports and guides the just transition ambitions of the community climate action plans and wider project activities. The Declaration sets out 10 principles that everyone working on climate change and nature loss in the city can use to make their plans as fair as possible.



Let's make change with Eastside Community Trust

Why community led climate action?


Climate action requires collective action. By working together we can take powerful community climate action which reduces carbon and improves lives.

The action we take as individuals and households is critically important. And the actions of businesses and organisations, too. But we can't solve the climate crisis without community.

In Bristol, community has been key to so much the city has achieved. It's people working together that makes real change happen. With community we can achieve great things.

During the Covid crisis, community organisations in Bristol showed significant leadership, demonstrating the critical role communities can play in responding to a crisis. The climate and nature crises are no exception.

Community organisations are also experts of their place and the lived experience of their community. They are trusted by residents, and so are well equipped to develop pragmatic and targeted solutions which work for their specific communities, rather than imposed from outside. Alongside governmental, business and individual action, community-level climate action is a critical piece of the jigsaw if we are to meet the city's ambitious 2030 zero carbon ambitions.



Statement from CEO and Trust Chair



"Whose plan is this? It is not Eastside Community Trust's, not Bristol City Council's – it is a collective vision for what needs to be done to create the scale of change needed. It has been co-produced by the community to include actions large and small which will contribute to tackling the challenges of climate change.

This plan is a vision formed from what we have learnt by listening to different voices in our community. It is our ambition and intention that this plan belongs to the communities of Easton and Lawrence Hill. That we can all see something in it that has meaning for us about both the challenges and the solutions. That we can all see actions that we can both take in our own lives but also demand of our decision makers and those in power. This plan is a living document, meant to be used and reviewed regularly by the community to respond to local changes, challenges and opportunities.

This is the plan of Easton and Lawrence Hill and the varied and many different communities within it as we move ahead together to face the challenges that climate change will bring with the hope, optimism and resilience that characterise our neighbourhood. We want to thank everyone who contributed to this plan. Now the real work begins."

Stacy Yelland, Eastside Community Trust CEO

A fairer, greener, healthier place to live

"There is something very special about living in BS5. It is alive with all the things that make people refer to Britain as having a multi-cultural society. A walk down Stapleton Road, St Mark's Road or Church Road brings you into contact with dozens of ethnicities, lifestyles, ages, religions, languages and much more.



In the 9 years I have lived here, parts of this area have seen the highest percentage house price increase in the entire country. Levels of inequality have gone up. The types of family I see around me have changed. And living in an area like this makes you wonder about the changes that we are collectively being asked to make in order to meet climate targets, reduce fossil fuel dependency and so much more. Who will lose out, who will gain, whose life won't be affected as we "go green"?

The climate debate for me has always been about society and the environment. That society in BS5 is made up of one of the most diverse populations anywhere in the UK. This climate action plan has come out of a need to speak to as many of those people as possible to really get to the bottom of what matters to people and how we can transition to a "greener" economy and bring as many people along as possible. It has also been a way to learn of the ways in which people are already doing the sort of things that limit humanity's impact on the environment. It has been a way of balancing people's real aspirations and needs with the reality that we will not reduce our environmental impact without making difficult choices. And those difficult choices will be hardest for people already struggling to make ends meet.

In all of that the plan is simply the beginning. It is the start of connecting the community of BS5 around common aims to make our special neighbourhood a fairer, greener, healthier place to live. It is about strengthening our community and building bridges towards a better future for all."

Manu Maunganidze, Eastside Community Trust Chair

Our ambition



In Easton and Lawrence Hill, we know our neighbourhood and the communities living here are resilient; we are tough; we care about each other and the place where we live. Many residents have already had lives and families uprooted by conflict, rapid change or natural disaster and made a new life here for themselves and their children. Time and again we have proven what are capable of when we are tested and work together with a common goal. It is this spirit of hope, survival and shared endeavour that we feel can be invoked to work together to tackle the challenges presented by climate change.

Bristol's ambition to be carbon neutral by 2030 requires bold action and a broadened sense of what's possible from communities across the city. As we begin this journey, Easton and Lawrence Hill's vision is equally ambitious as we reimagine what's possible:

- A community that listens to children and young people and takes responsibility for making decisions that are beneficial for their present and future opportunities
- Groups that have traditionally been marginalised and excluded, firmly at the centre of decision making for our local area and city
- Neighbourhoods that are greener, safer, more pleasant and easier to get around for everyone, especially children, families, older people and Disabled people
- Happier, healthier residents who feel more positively connected to their physical environment and able to access the opportunities presented by the transition to net zero
- Reduced barriers to making real choices that are healthy for our people and planet, where sustainability no longer feels like a privilege and residents feel empowered to take actions that are positive for their own wellbeing and also good for the environment

- A greater sense of connection and collective power in our community to take action, be involved in decision making, and call on government for systemic change that reduces inequalities
- A shared belief that positive change is possible and that community members' actions are a part of something larger
- A resilient community that is better prepared for and able to respond to the climate emergency and other challenges that arise in the future
- Easton and Lawrence Hill seen by outsiders and community members alike as leaders and active agents for positive change around climate



Our organisation



Eastside Community Trust is a community hub in the East Central Bristol wards of Easton and Lawrence Hill working to make our local area a place of possibility for everyone. We provide spaces for people of all ages to connect and create opportunities to inform and inspire local action. We are passionate about our community and putting local people in control so together we can build healthy and happy neighbourhoods.

We run two local spaces at the heart of our community – Easton Community Centre and Felix Road Adventure Playground -- which are free and accessible for people of all ages and backgrounds to play, work and connect. We are actively involved in the community, engaging with residents through ongoing activities and events and sharing information and local news through a range of communications channels. These include a monthly radio show, the Freedom Kids podcast co-produced by children at Felix Road, and our quarterly Up Our Street magazine delivered to over 13,500 households.

Our organisation was created in 2020 from the merger of three trusted local charities with deep roots in the community: Easton Community Centre, Felix Road Adventure Playground and Up Our Street. Each has brought a long history of putting local people at the centre of decision making and designing and running projects. It is our collective history and shared vision that make Eastside Community Trust well placed to take an active role working on community-led climate action and addressing the intersectionality between climate impact and marginalised groups represented in our local area.

Easton and Lawrence Hill wards have a multitude of grassroots initiatives, community groups and organisations, and strong partnership working is critical to success in our community. We know the power of working together and the importance of strong, resilient local networks to address the increasingly complex and interconnected challenges we face.



Community portrait

Ask a resident of Easton and Lawrence Hill what makes our area special, and they'll nearly always respond that it's our people.

We are a multicultural community -- the two most ethnically diverse wards in Bristol -- and a place where people from different backgrounds tend to get on well, and feel welcome and free to be themselves. We speak many languages, practice many religions, come from many different backgrounds and share common values and a strong sense of community spirit. While the neighbourhood has changed a great deal over the past few decades, people continue to look out for each other and are protective of the people who live here.

There is a lot of energy in our area that comes from people coming together with different perspectives and experiences, and a feeling that "anything can be given a go" as one resident puts it. Creativity, adaptability and entrepreneurial spirit have translated over the years into a wealth of community initiatives, independent businesses and resident-led activity that adapt and respond to changing times. There is also a strong local identity and sense of pride in what we're able to do as a community, which can be seen in both our neighbourhoods and local high streets.

"It's one of the few places in Bristol that I don't feel intimidated to be. I feel quite happy to be here, but I also feel like there's a lot that we can do to make it a more welcoming space for the people who are here already."

Sheyla, resident

"We don't want people coming in from outside and saying, 'What can we do for you?' all the time. Instead we want them coming into the community and saying, 'What can we do together?'"

Samira Musse, resident and Director of Barton Hill Activity Club





Context: Our community

Our community is located in a densely populated urban neighbourhood characterised by extremes – on the one hand it is known for its spirit of resilience, diversity, solidarity, inclusiveness and a significant amount of grassroots community activism. On the other hand, it is one of the most disadvantaged neighbourhoods in the South West with some areas in the highest 2% for deprivation in the UK.

Culturally and ethnically diverse

The cultural and ethnic diversity of our area has contributed to the abundance of activity, activism, entrepreneurialism, creative problem solving and strong community spirit of Easton and Lawrence Hill. However, it has also meant that many residents have historically been excluded from conversations and decision-making around climate change, a reality our climate action plan is intended to help change.

- In Lawrence Hill, 40% of people were born outside the UK (Somalia, Jamaica and Pakistan most common countries of birth)
- 60% of Lawrence Hill and 40% of Easton residents are from Black, Asian and Minority Ethnic backgrounds, making them the two most ethnically diverse wards in Bristol
- 66% of Lawrence Hill and 31% of Easton school-age children speak English as an additional language
- Around 1/3 of the population are Muslim, 1/3 Christian and 1/3 identify with no religion

Faith organisations in our area are deeply embedded in the community and some are already taking an active role in modelling climate action in their activities and places of worship, and supporting their members to respond and take action together. There is also a strong desire to share information on these topics and support one another to build a stronger collective movement across faiths.

The same is true of many locally owned businesses across our neighbourhood and on our three thriving high streets -- Church Road, Stapleton Road and St Mark's Road – with more local traders beginning to look at changes they can make to their operations, premises and customer offerings and exploring ways to take action together.

Evidence of what's possible when these groups come together for positive action could be seen at the Great Big Green Week street celebration held on St Mark's Road in September 2021 during the co-production process. The event highlighted actions already being taken by businesses and religious groups on St Mark's Road, started a conversation around future actions and illustrated the beginnings of what's possible through inclusive, collective community efforts.

"Community members are always coming forward and thinking about their neighbourhood and thinking about how to support vulnerable people around us."

Mohamed Sayaqle, resident and Chair of Bristol Somali Youth Voice

Young population

Our area has a young population, which has been hit disproportionately by the effects of the pandemic and faces the most severe long-term effects of climate change.

It is critical to place the wellbeing of children and young people and the opportunities available to them at the centre of decision-making in our recovery efforts and plans to address climate change. Concerns around the lack of youth provision and play in the area were also raised frequently in the coproduction process, in addition to ongoing conversations in the community.

- Lawrence Hill is the youngest ward in the city with 26% of the population between 0-15 years old, and 20% in Easton
- Majority of the population are under 35
- Highest number of 0-5 year olds in the city

"I worry for the youth because they don't have enough places or things to do. There's nothing for them in the community."

Laila, resident

Densely populated, with high levels of private renting and social housing

Space is at a premium in Easton and Lawrence Hill with an already densely populated area continuing to grow and develop rapidly. Both wards also have higher levels of private renting than the city average, and Lawrence Hill has both a high proportion of residents living in social housing, as well as one of the lowest levels of home ownership in the city.

This presents an opportunity for significant impacts on emissions from changes to housing and energy policy by the Council and government. It also highlights the necessity of involving all residents, including those who do not own their own homes, when making decisions at local and city levels to ensure local priorities are met and co-benefits are accessible to everyone.

- 19,600 residents in Lawrence Hill and 14,200 in Easton
- 44% increase in population between the 2001 and 2011 census
- 66% of people in Lawrence Hill live in a flat
- 17% of Lawrence Hill residents and 9% in Easton live in overcrowded conditions, the highest levels in the city with more than three times the Bristol average
- In Lawrence Hill 50% of residents live in social housing, compared to 20% across Bristol
- 36% of Easton residents rent from private landlords, compared to citywide average of 25%
- In Lawrence Hill only 21% of residents own their own home, compared to 55% Bristol wide

"If I was in charge, there would be more green spaces. It feels like a concrete jungle a lot of the time, especially on Stapleton Road [...] I don't think this is physically possible, but if it was possible I'd break up the area a bit with a bunch of green spaces and split up the actual street itself and have a bunch of green spaces around it. With climate change getting worse, it's going to be hotter in places without a lot of trees. On a really hot day it's going to be a lot hotter in Easton than places in Clifton where it's covered with green spaces."

Omar, Bristol Somali Youth Voice focus group participant

"People get on really well, but the infrastructure just feels like it's neglected, like it's not looked after."

Sheyla, resident

Importance of parks and green spaces and dissatisfaction with "unloved" urban environment

While there is a great deal of pride in the local community in terms of the people who live here and how we work and live together, there is a general feeling of frustration and concern about the poor physical environment and lack of care for public spaces. One resident described the combined effect of narrow streets, lack of green space and built-up housing as making the neighbourhood "feel like you're in a box".

- Only 56% of Lawrence Hill residents report being satisfied with their local area, compared to the Bristol average of 80%
- 96% in Easton and 93% in Lawrence Hill think litter is a problem locally

When discussing the places people like to spend time and what is good about our area, green spaces, parks and playgrounds came up frequently in conversations, even when people were dissatisfied with how well they're looked after and maintained. This was true across all demographics and age groups. Our community includes neighbourhoods with some of the lowest levels of access to green space in the city and the UK, and there is a strong desire to protect and improve the spaces we have.

- 61% of Lawrence Hill residents satisfied with quality of parks and green spaces, compared to 79% Bristol average
- In Upper Easton the average amount of public green space per person is just one meter squared, with nearly all residents of the area more than five minutes away from 2 hectares of green space

Increasing levels of food insecurity and fuel poverty

Inequalities in our neighbourhood have been exacerbated by COVID, and rising costs of housing, food and energy have continued to widen the gap with significant increases in food insecurity and fuel poverty.

- Both Easton and Lawrence Hill experienced higher levels of food insecurity during lockdown, with 12% of Lawrence Hill households experiencing moderate to severe food insecurity, and 6% having used a food bank, three times the Bristol average
- 39% of Lawrence Hill children qualify for free school meals

The lack of choice around food available in the local area was raised frequently as a concern in conversations with residents and in survey responses, with many feeling fresh produce was not affordable or easily accessible, and that cheap meat, junk food and takeaways were too readily available in certain neighbourhoods. There was a strong level of interest in having more choice for purchased food and more opportunities to grow food close to home, especially among residents who lack access to private gardens.

Combined factors of poor efficiency housing, poor health and low incomes in parts of Easton and Lawrence Hill also make these some of the areas most at risk of fuel poverty in the city.

- In 2020, both wards included multiple LSOAs with 13.4-16.9% of households in fuel poverty

In response to the survey question asking residents what effects of climate change they were most concerned about in Bristol and our local community, the most frequently selected answer was "rising food prices or shortages". The two next most common were "colder homes in winter, hotter homes in the summer" and "rising energy prices".

Traffic, congestion and air quality

Easton and Lawrence Hill have the lowest levels of car ownership and some of the highest levels of walking and cycling in the city; however, the area struggles with high amounts of traffic and congestion, limited space for pedestrians and cyclists and some of the worst air quality in the city.

- 56% of Lawrence Hill households have no car or van
- 81% think traffic congestion is a problem locally
- 91% of Easton residents and 84% of Lawrence Hill residents think air quality and traffic pollution is a problem locally

These concerns were also voiced by residents throughout the co-production process, with health concerns around air quality arising frequently in conversations. When asked in the Healthy People, Healthy Planet survey what actions they thought could help make the neighbourhood a better place for everyone who lives here, "Cleaner air and less pollution" was the most commonly selected option. "Neighbourhoods that are easy for everyone to get around" was also among the top priorities selected by residents.

"Why I wanted to come here today: it's for future generations and how things will impact us, because I've got asthma and I've seen how it's impacted me and my friends. I want to show a dialogue can help and gain some more knowledge to help stop it and find a cleaner energy source. "

Hamsa, participant in Bristol Somali Youth Voice focus group

Community climate heroes:

Hemlata Pant

In the summer of 2021 Hemlata, a young resident of the Newtown neighbourhood in Lawrence Hill, started Newtown Nature Club to give local kids a chance to grow something themselves. Since moving with her family to the neighbourhood during lockdown, Hemlata had been developing a passion for gardening and also a desire to know the people in her community, and she hoped running gardening sessions for families in Newtown Park would be an opportunity to bring the two together.

The first sessions took place in August 2021 with more than ten kids coming back each week to plant. For most of the children it was their first time growing something, and each week they got more excited as they watched their herbs and poppies grow from seeds.

Hemlata hopes to keep the nature club going and plans to run more sessions. In addition to feeling more connected to her neighbours, Hemlata has seen a new network form of families interested in the environment who she hopes will become involved in other activities, like the neighbourhood's year-long 50th anniversary legacy tree planting.

"People know best about their own local area. What really gets me overwhelmed is thinking about the whole world, but in my neighbourhood? I know that people like that park, and as soon as you do something in the park there are other kids there, and they're like, 'Ooh what are you doing?' and their parents are there so you explain, and it just kind of grows. It was really organic."

Contact info: newtown.natureclub@gmail.com
[@newtown.natureclub](#) on Instagram



"If you want to do something, do what you know because that's how you're going to make an actual difference, and at the very least do something that you'd enjoy. It can just be a fun thing. It doesn't have to be very charged and wanting to change the world. People also need to be silly. We need to have fun."

Community climate heroes:

Abdul Malik

Abdul Malik has been deeply embedded in the Easton community for decades as the owner of local butcher shop Pak Butchers and Chair of Easton Jamia Mosque. He is now looking at ways to change the perception of who climate action is for and helping to build momentum within his community to take urgent action.

As Abdul began learning more about climate change, he started thinking about how it connected to his Muslim faith. He learned from resources like the Bahu Trust's "Muslim's Guide to Climate Change" that there were many teachings that related directly to the way humans interact with the planet and their responsibility to respect and care for it. In order to begin sharing this knowledge and encourage others to take action within the community, Abdul worked with the Trust to redesign the guide for a local audience, and set up an exhibit about climate and Islamic teachings for display in the mosque.

Since becoming aware of the impact meat production has on greenhouse gas emissions, Abdul has also begun looking at how to make his business better for the planet, shifting the way he sources meat products to be more sustainable and exploring the possibility of offering vegan alternatives within his shops.

Rather than keeping quiet about these actions, Abdul is out talking to members of the community and fellow traders on St Mark's Road. He encourages people to take action in their own homes and businesses, as well as collectively as a community through things like jointly increasing their use of sustainable packaging, renewable energy and electric vehicles.

"People think that you're the type of person who wouldn't want to do good. Who doesn't want to do good? Who doesn't want to protect our children and our planet? Sustainability doesn't belong to just one group. Where there is good to be done, we need everyone to contribute to the change that's needed. If we keep excluding people due to their lack of knowledge or current lifestyles we will miss a huge chunk of what needs to change."

Contact: 0774 7722334



"If it's going to save the world and it's going to inspire people then I would love to do that myself as well. Why wouldn't I?"

Our baseline community carbon footprint

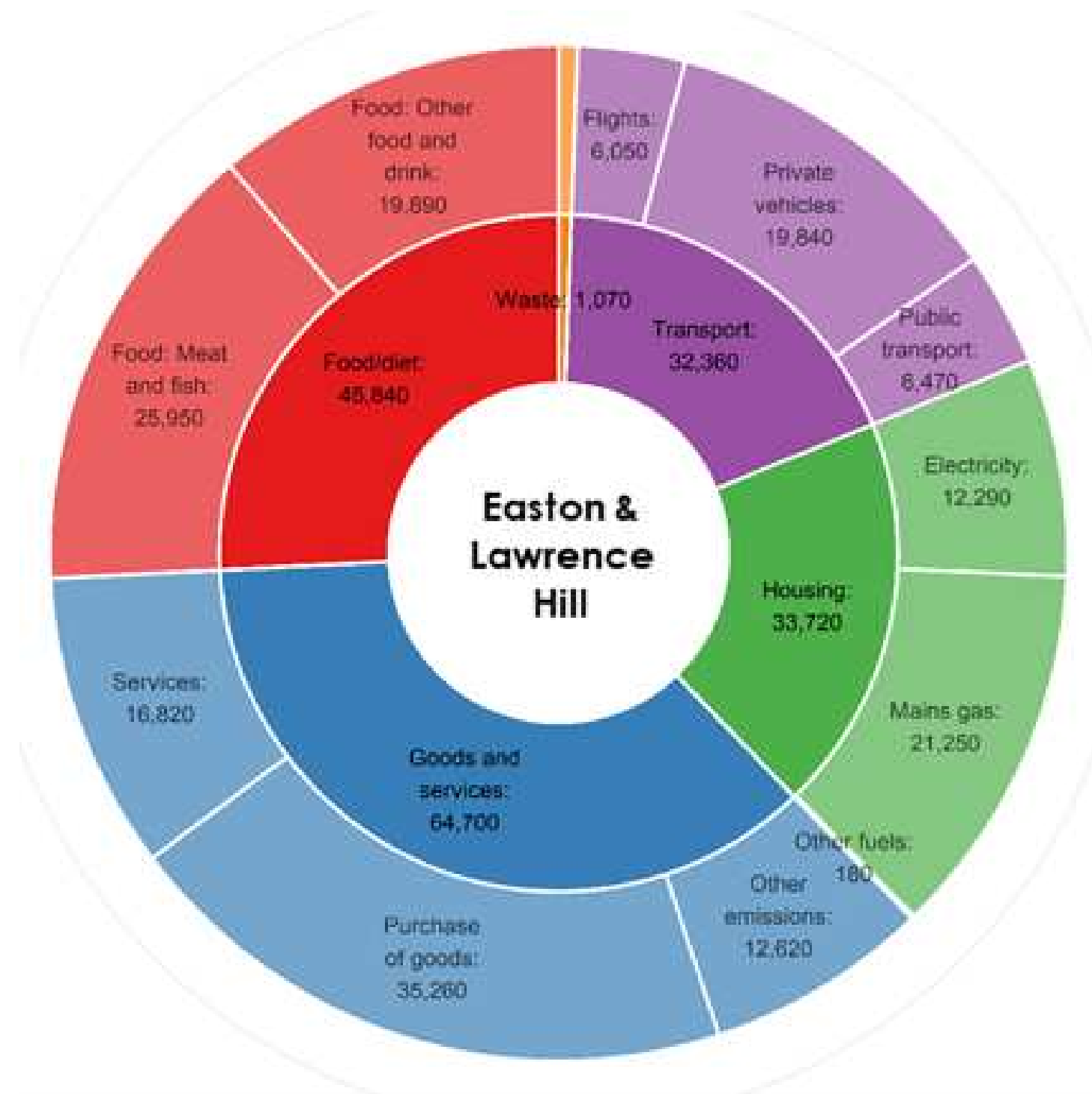


Our community's carbon footprint

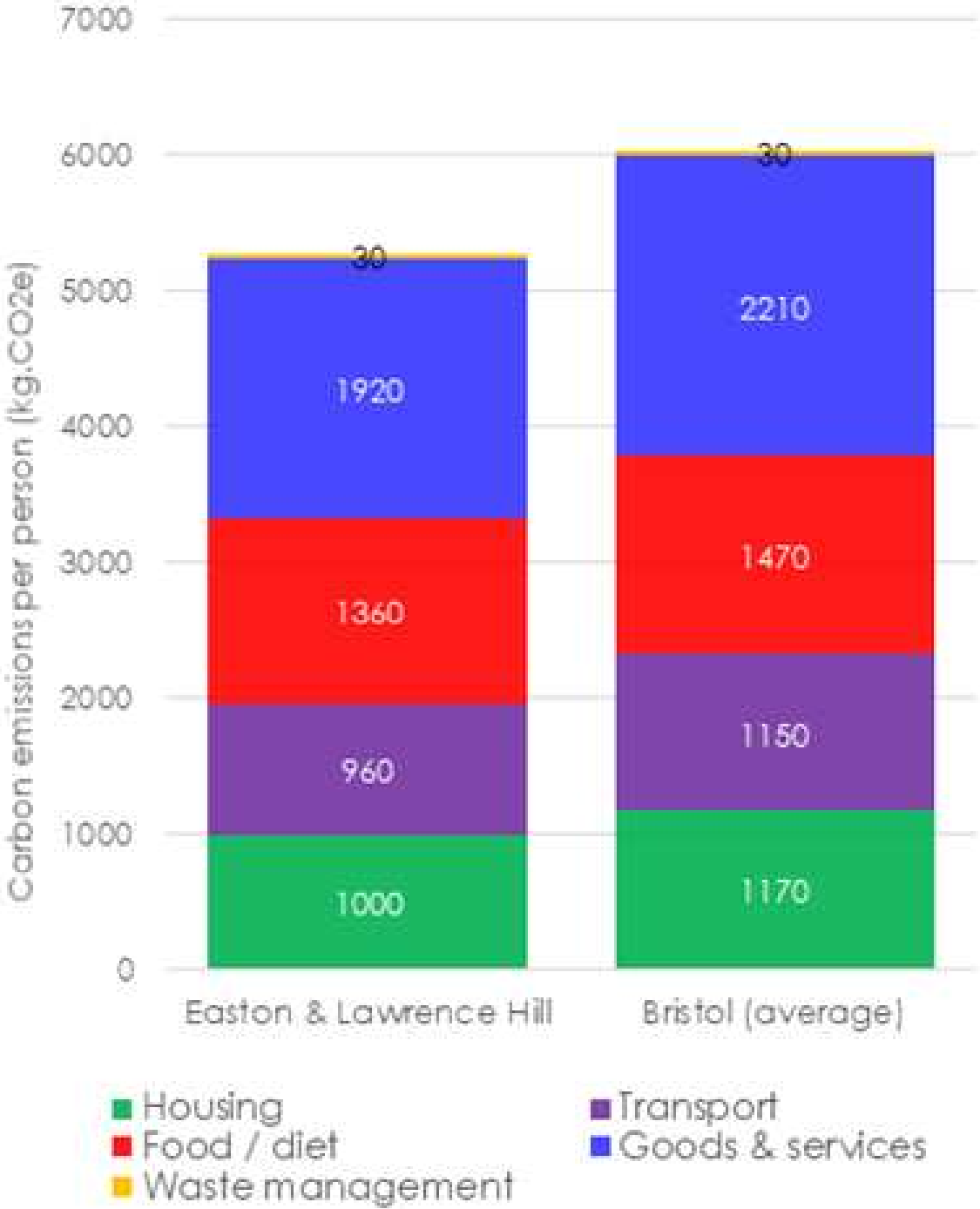
Our carbon footprint report, produced by Bristol charity the Centre for Sustainable Energy, showed us the scale of our community's carbon emissions and the main 'consumption activities' responsible for these emissions (which is why it's called a 'consumption-based' carbon footprint).

Having a picture of our community carbon footprint helps us understand the activities which result in carbon emissions, and from here we can begin to think about the breadth of activities needed to reduce emissions, where to focus our attention, and to explore which activities are possible at a community level, and which require Bristol-wide, national, or even global commitment and action.

Here is our community's total carbon footprint, broken down by the main activities that are the sources of our emissions: Transport, Housing, Goods and services, Food/diet, and Waste management.



And this is the average carbon footprint per household in comparison to the Bristol average:



What did we learn?

While most residents already associated climate change with the use of plastics and emissions from cars, many were surprised to see the high levels of emissions that come from the food we eat -- especially meat and fish -- as well as the products and services we use in our daily lives.

Looking at the full carbon footprint has allowed us to broaden out the conversation beyond emotive topics like reducing car use to look at other actions people are already taking without necessarily realising they were positive for the environment. These include things like taking extra food over to a neighbour rather than throwing it away, sharing tools and other items with friends and neighbours so not everyone has to buy their own, making things last longer through mending and repair, and trying to be more energy efficient to keep bills down at home.

When looking at Easton and Lawrence Hill's emissions, it is important to note that our local household carbon emissions are lower than the city average, but this isn't necessarily due to choice. The aim of this plan is to provide residents with options that are better for both them and the planet. For example, rather than households having lower-than-average housing emissions because they can't afford to keep the heating on in winter, we can reduce emissions while improving health and household finances by providing support and resources to make homes more energy efficient and easier to keep warm.



Bristol climate context

The science on the climate emergency is clear: we need urgent action to reduce our carbon emissions to limit global temperature rise to below 1.5°C, and to prevent disastrous impacts. Climate-related risks to health, livelihoods, homes, food security, the environment, our flora and fauna, raw materials, water supply and economic growth will continue to increase in severity. Even if we manage to limit change to 1.5°C, the impacts will be felt differently in different regions. Populations most at risk are marginalised, disadvantaged and vulnerable. In Bristol, some of our most deprived wards will be the most exposed to the physical impacts of climate change.

"This is an emergency. People are already suffering and dying from the consequences of the climate and environmental emergency but it will get worse. So what did we do during this crucial time? What we will do right now? Well I will not stand aside and watch, I will not be silenced while the world is on fire – will you?"

Greta Thunberg, February 28th 2020, Bristol College Green

The potential impacts of climate change on our city and its residents are significant and wide ranging.

In the Bristol One City Climate Strategy (Preliminary Climate Resilience Assessment), evidence was gathered on physical climate risk to the city. Bristol's coastline is projected to increase by up to 72cm, winter rainfall is projected to increase by up to 48%, summer maximum temperature is projected to increase by over +9°C, and summer rainfall is projected to decrease by up to 68%.

The future climate is not certain. However, under a high (4.3°C) emissions scenario, by 2080, Bristol could expect to see a radically changing environment, including increased winter rainfall, higher sea levels, and very significant increases in summer heat. This milestone is the age today's primary school children will retire. These climate hazards present serious risks to Bristol's homes, businesses, schools, community assets, and critical infrastructure causing negative impacts to livelihoods, disruptions to our daily lives and a risk to life. These impacts will get progressively worse up to 2080.

Climate change is a complex challenge. We recognise the interconnected and global nature of the world, which exposes Bristol to potentially catastrophic climate risks arising well beyond the city's boundary. We also acknowledge our local, national and global responsibility to take bold and immediate climate action as a city, to increase the city's resilience in the face of these risks, and to share our successes and challenges openly and generously.

Taking action in Bristol – One City Climate Strategy

Bristol has committed to reducing its carbon emissions to net zero, and becoming climate resilient by 2030. Bristol's One City Climate Strategy outlines the key changes across the city, and the UK, that will be needed to reach this goal. Whilst Easton & Lawrence Hill's households have a lower than Bristol-average carbon footprint, the community climate action plan has been an opportunity to engage our community's residents in tackling climate change. It explores how they can take the lead on changes in our community, and how we can ensure we maximise the social benefits that can come from these changes – warmer and more affordable-to-heat homes, quieter and safer streets, cleaner air.

Our natural environment is critical to our well-being and the climate resilience of our city. Preserving and supporting the green spaces of Eastside will decarbonise the air we breathe, improve our mental and physical health. It will also reduce the risk of flooding and extreme temperatures (the two major climate change risks facing Bristol in the coming years), and act as a carbon 'sink' (absorbing carbon from the atmosphere).

Taking action in Bristol – Ecological Emergency Strategy

In February 2020, Bristol declared an ecological emergency in response to the decline in wildlife in the city. In September 2020, the Ecological Emergency Strategy for Bristol was launched as the city's first coordinated effort to confront the decline in nature.

The strategy sets out the key ecological actions we need to take to achieve a carbon neutral and climate resilient city by 2030 and consists of four goals:

- Space for nature - for 30% of land in Bristol to be managed for the benefit of wildlife.
- Pesticides - to reduce the use of pesticides in Bristol by at least 50%.
- Pollution - for all waterways to have excellent water quality which supports healthy wildlife.
- Our wider footprint - to reduce consumption of products that undermine the health of wildlife and ecosystems around the world.

[You can read a full summary of the recommendations from the Bristol's Ecological Emergency Strategy for the city here.](#)

We have given consideration to the ambitions of both these key strategies when developing the priorities of our community climate action plan.



Bristol City Leap

Another development significant to the communities working on community climate action is the Bristol City Leap programme. This is a 20-year joint venture partnership between Bristol City Council, Ameresco and Vattenfall Heat UK. It is designed to enable the delivery of over £1 billion of investment into Bristol's energy system at a time when the UK is struggling to match resources to the scale of change needed to address climate change and the energy/cost of living crisis.

What will City Leap do?

- Significant expansion of Bristol's Heat Network to provide the city with reliable affordable low carbon heat from sustainable sources.
- Solar panels and low carbon heating systems for local schools.
- The council's social housing will be made more energy efficient to tackle the cost-of-living crisis.
- Substantial investment will go into community-owned renewable energy projects.

City governance

Following a public referendum in May 2022, a significant change in Bristol's governance arrangements has been in place since May 2024, which could change how decisions are made in relation to climate and nature priorities. Bristol has shifted from a Mayor and Cabinet model to a committee system, led by 70 councillors, representing 34 wards. One councillor has been appointed by Full Council as the Leader of the Council.



Beyond Bristol


The West of England Combined Authority

The city of Bristol is located within the West of England Combined Authority (WECA) area and some significant climate and nature central Government funding and policy comes through WECA and impacts Bristol communities. This includes some aspects of strategic transport, skills and development of major developments along with some aspects of land use planning and the planning of housing. The WECA covers the council areas of South Gloucestershire and Bath & North East Somerset, as well as Bristol. It does not have elected councillors, only the Mayor is elected. Similar two-tier arrangements are in place in most of the larger cities/conurbations across England.

In 2022, the [Climate and Ecological Action Plan for the West of England](#) region was launched.

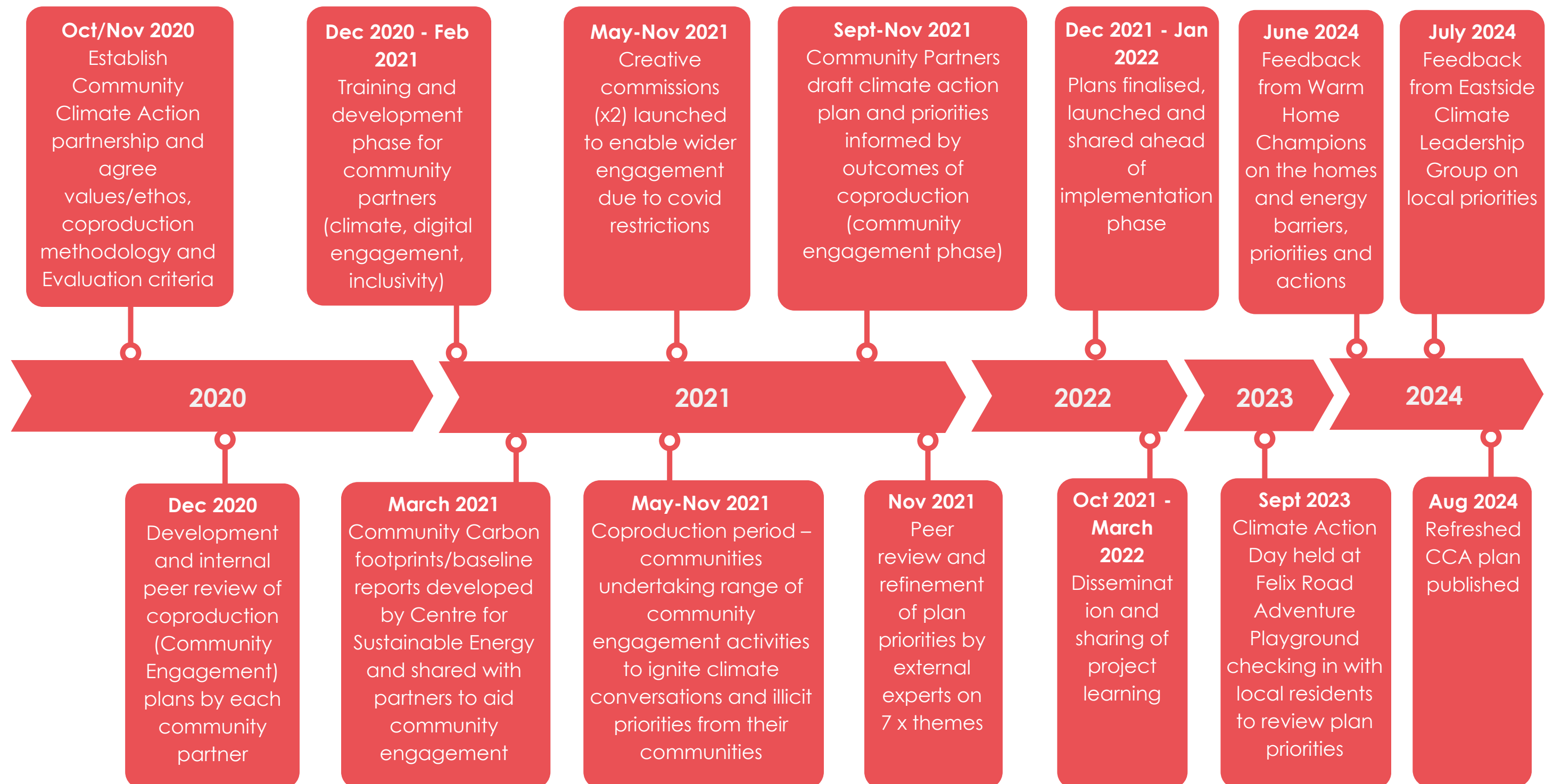
National context

Many of the actions communities want to see are not under the remit of local councils or Combined Authorities. We feel it is important to include these nonetheless - often local authorities can play a role allying with local communities to lobby central government for legislation, funding or policy change.



How we developed this plan

This plan was developed as part of the Bristol Community Climate Action Project. The Project Group (6 x community partners, Bristol Green Capital Partnership, Bristol City Council and Centre for Sustainable Energy) met regularly (on average twice a month) throughout the development phase. The flowchart below captures the main elements of the methodology to create Bristol's first Community Climate Action Plans:



Throughout:

Connecting city partners – through speed dating sessions and regular 'meet the city partner' slots at meetings to build knowledge and networks, updates to advisory board/BACCC/Environment Board

Project communications throughout – by community partners and BGCP via press, website news articles, social media, podcasts, radio shows, films, creative commissions

Our methodology



Impacts of Covid pandemic

The development of this plan happened during the Covid 19 pandemic, which included lockdowns, school closures, social distancing measures and furloughing of staff.

Covid compounded many of the existing inequalities experienced by many in our community. Loss of employment and income, school closures, social isolation, food and fuel poverty and declining mental health all had a significant impact on our community. The backdrop of the pandemic and its impacts made engaging people with climate change and climate action more challenging.

The analogy of the pandemic being a great leveller was commonplace, but as author Damian Barr put it 'We are not all in the same boat. We are all in the same storm. Some are on super-yachts. Some have just the one oar.'

A pre-Covid quality of life survey for Bristol highlighted that 88% of the city's residents were concerned about climate change and a post-Covid survey of public opinion by Climate Outreach recently found that people's concern about climate change remains high. But just as the recent Intergovernmental Panel on Climate Change's (IPCC) report has been described as a 'code red for humanity', we also need to acknowledge and respond to the fact that many in our communities are also experiencing a 'code red' for their mental, physical and economic wellbeing following the pandemic.

An important starting point for developing this plan has been taking time to listen and really understand where local people 'are at' in their

lives following the pandemic. The climate isn't necessarily a priority for many as they emerge from the impacts of Covid, not because they don't care, but because they have so many other immediate pressures in their lives - cuts to Universal Credit and the fear of having to choose between keeping warm and feeding themselves due to the rise in gas bills and food prices this winter. One resident involved in the CCA project shared 'it's not that I don't care about climate change, I really do, but if you're in pain right now (emotionally, financially), it's hard to think about dealing with pain that might come tomorrow (in terms of climate change) when you're consumed with dealing with the immediate pain of today (rent, fuel bills, childcare, unemployment, mental health).

This is where our plan's focus on co-benefits for local people alongside carbon savings impact is essential. As our community recovers from the pandemic our ambitions for a net carbon Bristol must also have improved quality of life for residents and social justice at its heart.

The most significant practical implication of Covid on the coproduction of this plan was on the ability to deliver face-to-face community engagement early on in the project. This meant we had to adapt our planned community engagement methodology, using digital engagement, working with smaller groups and programming community events later in the process.

Covid impacted the breadth and number of people we have been able to engage with, but we have worked creatively around the restrictions to try and involve a broad range of citizens from our community in climate conversations and the development of our climate action priorities.

Co-production

Our community is home to residents from many different backgrounds, experiences, ethnicities, ages, and perspectives, but this diversity does not tend to be reflected in decision-making around the climate emergency. Our approach to co-production focussed on opening up the conversation in our community in order to bring in more voices and ways of looking at issues related to climate and to move toward a sense of shared purpose.

We were especially interested in hearing from the following groups: children and young people; residents who are digitally excluded; private and social renters; people from Somali, South Asian, and Afro-Caribbean backgrounds. These groups represent a large proportion of our local population and will likely be among those most impacted by climate change, but had thus far been underrepresented in discussions and decision making.

The co-production process outlined below was successful in its aims of widening out the conversation, raising interest and awareness in climate action, increasing representation and helping people see themselves as part of the solution. For many respondents, this was their first time talking about climate, and they were keen to find out more and share their ideas.

This initial phase of co-production is only the beginning. Local ownership over solutions that work for local people, especially from communities that have been marginalised and excluded, requires ongoing opportunities for active engagement, training, and leadership development, and constantly renewed invitations for people to participate and shape the future of our community.



"If I'm being completely honest I don't really think about the effects of climate change, apart from the way it affects my health, asthma from air pollution. I don't really have climate change discussions with my friends, but I do have discussions about the area."

Hamsa, participant in Bristol Somali Youth Voice focus group

Our values of co-production

We are committed to continuing the following principles throughout delivery of the Community Climate Action Plan in order to further develop and sustain active, inclusive, widespread engagement:

- Do with rather than to, keeping space for residents to lead the conversation and hold ownership of the actions that emerge.
- Actively build equity and leadership, centring voices from marginalised groups in the design and delivery of the project.
- Create welcoming, open spaces for conversation, listening, peer support, shared learning and improved understanding across groups.
- Keep the conversation and communications about climate action relevant, non-judgmental and solutions-oriented with local people's experiences and priorities at the centre.
- Continuously seek to remove barriers to participation; for example, providing childcare at events and meetings, going to people where they are, and extending personal invitations through a variety of channels.
- Ask what skills, knowledge, experiences, practices and resources are already here in our community, identifying what we can do ourselves together before seeking outside support.
- Recognise and celebrate what is already happening, and highlight diversity of traditions and cultural practices linked to positive climate action.
- Make the process enjoyable, celebratory, energising and positive.

Overview of co-production activities: April to October 2021

A mix of qualitative and quantitative methods were used in the co-production process of this plan. Qualitative methods were emphasised in order to create more space to explore different perspectives, question assumptions and engage residents more deeply in a conversation many had not previously been a part of. The activities outlined below were successful in engaging more than 350 community members, including over 50 children and young people.

In-depth interviews

Early stages of co-production began with one-to-one, in-depth interviews with 14 local religious, business and community leaders and residents. These conversations provided insights into emerging community priorities post-lockdown, as well as helping develop the language we used when talking about climate and shaping our Healthy People, Healthy Planet questionnaire to make topics feel relevant, inclusive and accessible to our wider community.



"You have to believe in the power of the community – that's what makes things change or happen, rather than if you're just individually doing things or if you're not doing anything at all."

Laila, resident

Engagement

Community-focussed communications through a wide range of channels are a key element of Eastside Community Trust's engagement process. Participation in the Media Trust's Weston Communicating Climate programme in parallel to the first stage of co-production provided additional support to test and develop a clear approach to climate-related communications. Information about the project was shared with residents through a range of non-digital media in addition to social media and other online platforms to address challenges of digital exclusion. These included:

- Climate-focussed Summer 2021 edition of [Up Our Street magazine](#) delivered to the doors of 13,500 local households
- Community climate radio shows on BCfm community radio station
- Monthly [Freedom Kids Podcast](#) episodes made by children at Felix Road Adventure Playground with playworker and creative producer Araceli Cabrera Cáceres
- Regular updates in Eastside Community Trust's 35 community noticeboards

As restrictions eased, engagement was broadened out to small group activities -- focus groups, listening sessions, drop-ins and conversations -- with a focus on groups who don't typically attend climate-related events. With the exception of our Zoom launch event in April, all activities were accessible to digitally excluded residents through a mix of in-person and hybrid online/face-to-face events. Activities included two focus groups with 18- to 25-year-olds held in partnership with Bristol Somali Youth Voice, an Accessible Transport Listening Session co-hosted with Bristol Disability Equality Forum and conversation with Easton Jamia Mosque leaders about Islam and climate change.

In response to conversations with residents and further easing of restrictions, Eastside Community Trust developed a programme of climate-related pop-ups, activities, feasts and fun days with a focus on the ideas and priorities raised by residents. These activities included:

- Clean Air Day pop-up and craftivism session outside tower blocks at Rawnsley Park
- School uniform swap with discussions about community actions to reduce emissions and household costs through sharing and reuse
- Festival of Solutions: Feeding Our Community food growing workshop and vegetarian feast at Felix Road Adventure Playground
- Great Big Green Week celebration in partnership with St Mark's Road Traders Forum and Easton Jamia Mosque to highlight climate action on the local high street
- Introduction to community energy training and discussion led by Bristol Energy Network

In addition to the monthly Freedom Kids podcast, children and young people shared their thoughts and ideas through a variety of creative methods:

- Clean air craftivism and creative wildlife conservation sessions with artists Dee Moxon, Morgan Tipping and Tommy Chavannes
- Research sessions at Felix Road Adventure Playground using creative methods to explore children's experiences in their physical environment and views on their neighbourhood
- Youth voice call out with [guest blog](#) from resident and former City Academy student, Shaheim Minzie



Questionnaire

Alongside these engagement activities and qualitative methods, quantitative data was collected through the Healthy People, Healthy Planet questionnaire. The questionnaire was developed by Eastside Community Trust to better understand priorities, barriers to more sustainable behaviours and actions residents would like to see moved forward.

The questionnaire was shaped using language and ideas that emerged in open conversations with residents and community leaders. It was available online, but the majority of responses were collected in person, in order to reach participants who might not answer online or on their own and to facilitate additional conversation and understanding as the survey was completed.

Of the 72 questionnaire responses collected:

- 51% identified with an ethnicity classified as Black, Asian and Minority Ethnic
- 38% identified as Muslim, 11% as Christian and 38% reported having no religion
- 14% considered themselves to be Disabled or have a disability
- 37% owned their own home, 24% rented from the Council, 17% rented privately and 10% from housing associations, while 13% were living with friends or family.

A full list of the project's co-production activities along with additional detail on survey responses can be found in the Appendix to this plan.

Activities delivered in 2023-24 that involved refreshing plan priorities

Climate Action Day

A fun and informative family fun day was held at Felix Road Adventure Playground in September 2023 with a variety of activities including nature arts and puppet show, bicycle tuition and repair, practical draught proofing demonstrations and healthy plant based food provided. A number of partners attended to provide advice and information on active travel and energy saving advice. Views were sought from the attendees on the existing plan priorities, emerging challenges and actions taken to date.



Warm Home Champions

20 local residents participated in our Warm Home Champions programme in 2023 and 2024. This coproduced learning programme, which included thermal imaging surveys and a 6 informative sessions also collected feedback on the barriers local residents face in making energy saving measures in the home.

Climate Leadership Programme

Started in June 2024, these sessions brought together an ethnically diverse group of residents to explore the topics in our climate action plan and reflect on both how their lives are being effected by climate change and policies to address it. The fruitful discussions have developed our understanding of how to represent the interests of different communities within our neighbourhood.

Key findings

The residents we heard from brought a wide range of perspectives, circumstances and experiences to the co-production process. While responses varied within the community, there was a lot of commonality across all groups, with some clear messages emerging. These have helped shape the priorities laid out in the next section of the plan.

- Residents want a neighbourhood that is safe, pleasant and good for mental, emotional and physical health. This means clean air for everyone and access to free, quality green spaces, clear pavements and less litter.
- Residents want better access to healthy, sustainable choices. This includes things like better access to growing space; affordable, convenient, culturally appropriate fresh food; less plastic packaging; and easier, safer options for active and public transport.
- Residents want access to clear information and resources in order to take informed action and influence decisions in our area. This includes skillsharing and training; information on funding, courses and continued learning around climate-related issues; peer-to-peer support; understanding what's possible; and more control over the places where they live.
- Residents want improved opportunities and life chances for children and young people. This means a healthy environment where they can grow and play, more affordable and free youth provision, training and skills development, and access to quality local jobs.
- Residents want decent homes that are affordable and comfortable to live in. This could mean support for households, including tenants and landlords, to make their homes more energy efficient, and cheaper to maintain and keep warm.
- The need to build physical resilience of our neighbourhood to adapt to a changing climate – including tackling overheating, surface flooding, and supporting wildlife to adapt to changing seasons and weather patterns. (Added in 2024)
- Supporting the emotional resilience of people engaging in work tackling climate change. Climate anxiety is rising across the population and young people particularly need to be supported to feel empowered and hopeful about their future. (Added in 2024)

"When I was in my teens or early 20s, every time I used to apply for a job, the agency worker would say 'Can you travel to Severn Beach, can you travel to Avonmouth? Can you travel long distances? I can, but there's a lot of industrial places in Lawrence Hill and you see people working there, but you don't see local people working there."

It would be very good for the community to make sure that green jobs are within these areas and they're not jobs where it's just typical warehouse working, order picking, tough labour work. It's work you're qualified for, where you've worked so hard in uni or college, those types of jobs. That's what we're not seeing at the moment that we hope to see in the future."

Mohamed, participant in Bristol Somali Youth Voice focus group

Priorities and actions



Residents' priorities and actions to achieve them have been grouped into seven key climate themes – Transport, Homes and Buildings, Energy, Food, Waste and Resources, Nature and Business, Economy and Education.

The following priorities and actions were developed with the local community through our community engagement process and refined with support from Bristol Climate & Nature Partnership and various community climate action partners from across the city. There is also crossover and connection with the priorities developed by partners in other geographic neighbourhoods in the city: Southmead, Knowle West, Bedminster, Brislington, Hillfields, Lockleaze, Easton & Lawrence Hill, Hartcliffe & Withywood, Lawrence Weston and with the citywide priorities in the community climate action plan of Bristol's Community of Disabled People and Bristol's community of refugees and asylum seekers.

We have scored the priorities according to the monetary cost (Resource: Cost), staffing and effort required to achieve it (Resource: People), potential reductions in carbon emissions (Impact: Carbon) and positive impact on the community through social benefits (Impact: Community benefits). While not exhaustive, we have also listed some key stakeholders and potential collaborators, many of whom are already doing work related to the priority and whose support and leadership will be critical to success. Some of these stakeholders have not yet been involved in developing the plan. Rough timescales for implementation of priorities have also been noted to highlight quick wins alongside significant strategic changes that will take sustained, long-term and citywide action.

Scoring definition

1 - Very Low, 2 - Low, 3 - Moderate, 4 - High, 5 - Very high/significant

Timescale

1-2 years (quick win)

3-5 years (medium term larger scale)

5-10 years (significant or complex)



Criteria scored

Resource: cost

Impact: carbon benefits

Resource: people/time

Impact: community benefits

Residents' priorities and actions to achieve them have been grouped into themes that align with the key activities in our Community Carbon Footprint Report – Transport, Homes and Buildings, Energy, Food, Waste and Consumption – and the One City Climate and Ecological Emergency strategies (Nature and Economy, business, jobs and education themes).

Equity and Leadership

Easton and Lawrence Hill's plan includes an additional theme around Equity and Leadership to highlight the importance of placing underrepresented and marginalised voices, including those of children and young people, at the centre of decision-making and participation if we are to achieve a just transition. While it is listed as a standalone theme, it is intended to be embedded in all aspects of the plan's implementation.

Potential actions

Potential actions to address these priorities have been shaped by resident input, feedback from citywide stakeholders, technical and delivery partners, and the wider context of citywide and national policies, strategies, support, and barriers. These actions are a starting point documenting possibilities at a moment in time, not an exhaustive list of every action to be done at every level, and will continue to evolve as new options become available and local and global landscapes continue to shift.

Real, immediate impact

We have prioritised actions that will have a real, immediate impact on people's wellbeing, whether it's through improved mental health or reduced household costs. While some actions like shared meals, sewing circles and gardening projects may feel inadequate in scale or even a distraction from larger issues, they are a critical starting point in providing tangible improvements to people's lives as well as regular opportunities for people to build connections, confidence, energy and a sense of shared purpose and togetherness that can lead to further, bigger actions.



The priorities laid out in this plan are complex and interconnected and will require action at multiple levels across various sectors.



Community-level actions

At a community level, actions are focussed on harnessing the energy, skills and knowledge that already exist in the community wherever possible through peer-to-peer sharing and support, building networks and relationships, and improving residents' access to skills, resources and information. There is also a focus on modelling best practice and celebrating what's possible in our community to inspire further action. Our approach to building community solutions will be compassionate and people-centred, encouraging community cohesion.

Street-level actions

Peer-supported, street-level actions have been embedded throughout the plan as a pathway to faster, more impactful reductions in emissions where there is already significant capacity, knowledge and resource to take action. In the current policy and funding environment, many of these actions will be out of reach for the wider population at the start but early adopters can help build the case, lay the groundwork and knowledge base and potentially help drive costs down for the wider community. This approach also draws on the networks of support established through mutual aid and street WhatsApp groups for greater scalability.

Systemic change is needed

While immediate improvements to wellbeing are vital, we cannot shy away from the larger systemic changes that will take sustained, collective action over time before residents experience their benefits. These actions will inevitably require the support and leadership of citywide, regional and national actors, including the Council and regional authority. This plan calls on them to listen and work with residents to ensure the necessary regulations, policies and infrastructure are in place to remove barriers and enable fair and effective change in our community.

Above all, the actions in this plan are meant to feel exciting and ambitious enough to match the challenge at hand, while connecting to people's daily realities and making space for residents to get involved wherever they're at on this journey.



Priorities: Transport

Scoring of priorities

1 - Very Low, 2 - Low, 3 - Moderate, 4 - High, 5 - Very high/significant

PRIORITY	POTENTIAL COLLABORATORS + STAKEHOLDERS	RESOURCE: COST	RESOURCE: PEOPLE	IMPACT: CARBON	IMPACT: CO-BENEFITS	TIMESCALE
1.Improve residents' access to the resources, skills and equipment they need to walk and cycle	<ul style="list-style-type: none"> Community hubs Local schools LifeCycle Bristol Bike Project Community walking and cycling groups Children's Bike Exchange Wellspring Settlement Travelwest Sustrans Bristol Disability Equality Forum Bristol Walking Alliance Bristol Citizen's Assembly recommendations 	<p>2</p> <p>Additional cycling kit</p> <p>Electric/cargo bikes</p> <p>Some capital</p> <p>Staffing</p>	<p>2</p> <p>Training</p> <p>Engagement</p>	<p>2</p> <p>Reduction in number of km travelled by car</p> <p>On its own, impact will be relatively low as most new trips will probably be more recreational. Greater impact on km travelled and number of cars on road is unlocked by changes to infrastructure below</p>	<p>4</p> <p>Opportunities for physical activity</p> <p>Improved physical health</p> <p>Opportunities for skills and training</p> <p>Reduced social isolation</p> <p>Improved mental health/wellbeing</p> <p>Removing a barrier</p> <p>Improved safety</p>	<p>1-2 years</p> <p>Delivery of multiple actions below already in progress in community</p>
2.Improved local and citywide walking and cycling infrastructure so residents of all ages and abilities can get where they need to go easily and safely	<ul style="list-style-type: none"> BCC WECA Highways England Local councillors Bristol Walking Alliance Bristol Cycling Campaign Transport for Greater Bristol Sustrans Bristol Disability Equality Forum Travelwest ACORN Bristol Citizen's Assembly recommendations Bristol Walking Alliance's 50 Ways to Better Walking report 	<p>5</p> <p>Lower costs for community actions, around capacity to engage residents and secure funds from WECA and BCC</p>	<p>3</p> <p>Citywide stakeholders and cross sector coordination</p>	<p>4</p> <p>Reduced car dependency</p> <p>Reduction in numbers of km travelled by car</p> <p>Reduced number of cars on road</p>	<p>5</p> <p>Improved physical health</p> <p>Removing barriers</p> <p>Opportunities for physical activity</p> <p>Reduced air pollution</p> <p>Improved household finances</p> <p>Improved safety</p> <p>Reduced noise pollution</p> <p>Improved public sector finances (long-term)</p>	<p>3-5+ years to implement</p> <p>1-2 years to collect evidence and engage with transport officers on local transport plans</p>



Priorities: Transport

Scoring of priorities

1 - Very Low, 2 - Low, 3 - Moderate, 4 - High, 5 - Very high / significant

PRIORITY	POTENTIAL COLLABORATORS + STAKEHOLDERS	RESOURCE: COST	RESOURCE: PEOPLE	IMPACT: CARBON	IMPACT: CO-BENEFITS	TIMESCALE
3.All residents have access to affordable, convenient public transport	<ul style="list-style-type: none"> WECA BCC Local councillors First Bus Metrobus Great Western Railway Travelwest Transport for Greater Bristol BDEF Bristol Citizen's Assembly recommendations 	<p>5</p> <p>Lower costs for community actions, around capacity to engage residents and secure funds from WECA and BCC</p>	<p>5</p> <p>Citywide stakeholders and cross sector coordination</p>	<p>4</p> <p>Reduced km travelled by car</p> <p>Reduced # of cars on road</p>	<p>5</p> <p>Removing barriers</p> <p>Access to jobs</p> <p>Reduced inequalities</p> <p>Improved household finances</p> <p>Reduced air pollution</p> <p>Improved safety</p>	<p>3-5+ years</p> <p>1-2 years to collect evidence and engage with transport officers on local transport plans</p>
4.Significant improvements to air quality across our wards	<ul style="list-style-type: none"> BCC Local councillors WECA Local schools Mums for Lungs RADE Saaf Hava Local businesses/religious and community groups Child Friendly Neighbourhoods School PTAs Universities Our Air Our City Bristol Clean Air Alliance Choked Up Local GPs Bristol Citizen's Assembly recommendations 	<p>5</p> <p>Lower costs for community actions around education, engagement and comms</p>	<p>5</p> <p>Citywide stakeholders and cross sector coordination</p>	<p>3</p> <p>Reduced km driven</p> <p>Reduced cars and lorries on road</p>	<p>5</p> <p>Improved physical health</p> <p>Improved public sector finances</p> <p>Reduced inequalities</p> <p>Reduced noise pollution</p> <p>Improved safety</p> <p>Additional benefits associated with increased walking and cycling, spending time outdoors</p>	<p>3-5 years</p>



Priorities: Transport

Scoring of priorities

1 - Very Low, 2 - Low, 3 - Moderate, 4 - High, 5 - Very high / significant

PRIORITY	POTENTIAL COLLABORATORS + STAKEHOLDERS	RESOURCE: COST	RESOURCE: PEOPLE	IMPACT: CARBON	IMPACT: CO-BENEFITS	TIMESCALE
5.Reduce need for "occasional use" and commuter car parking space	<ul style="list-style-type: none">BCCBristol Waste Private/ community pick-up serviceCar share companiesSchool headsLocal councillorsBristol Citizen's Assembly recommendations	3 Some capital, feasibility and staffing costs for community actions Displaced traffic/parking mitigation efforts more costly	3 Multiple stakeholders; higher for mitigation efforts involving other wards and councils	2 Reduced # of cars on road Reduced #number of km travelled by car	2 Fewer direct, but helps unlock wider benefits associated with moving away from car culture Improved household finances Reduced inequalities Reduced air pollution	1-2 years
6.Reduce local car and lorry traffic from deliveries	<ul style="list-style-type: none">BCCWECATransport for Greater BristolLocal businessesCommunity hubsLocal councillorsBristol Citizen's Assembly recommendations	2 Coordination, comms, support costs E-cargo bikes	3 Campaigning and facilitation/coordinating joint action with local businesses	3 Reduced number of km travelled by car/lorry Reduced number of cars/lorries on road	3 Reduced noise pollution Reduced air pollution Improved safety Money retained in local economy	1-2 years

Priorities and Actions: Transport



PRIORITY 1. Improve residents' access to the skills, support and equipment they need to walk and cycle

ACTIONS:

- a. Group cycling and walking activities; for example, targeted peer-to-peer cycle training, Kiddical Mass rides, kids street safety, cycle repair courses
- b. Cycle hubs at community spaces with battery charging, repair support, and share/hire/exchange schemes for family cycling, e-bikes, cargo bikes and accessible bikes for a range of impairments
- c. Bikeability centres in schools and community hubs to teach children and young people safe street cycling

PRIORITY 2. Improved local and citywide walking and cycling infrastructure so residents of all ages and abilities can get where they need to go easily and safely

ACTIONS:

- a. Pedestrian and cycling routes in our area that link across the city, including continuous pavements and segregated cycle lanes
- b. Improved and more frequent pedestrian crossings with reduced wait times
- c. More dropped kerbs and double yellow lines and enforcement to keep pavements and dropped kerbs clear
- d. Clean, accessible public toilets
- e. Clear, smooth pavements
- f. Safe, accessible bike storage throughout the city, including residential and public cycle hangers in our neighbourhood
- g. Actions to make people feel safer walking, cycling and taking public transport at night
- h. Community street champions/mentors to share "how to" information and examples of what can be done within current regulations around cycle hanger installation, traffic filters, reallocating street space, and other street-level actions
- i. Community-led evidence base of experiences, barriers and community ambition across a wide range of residents; for example, group walks and cycles to map out infrastructure needs w/residents
- j. Community-led mapping of local walking and cycling routes with residents, including accessible routes and signage to local green spaces in partnership with BDEF (see linked action in Nature priority 1)

PRIORITY 3. All residents have access to affordable, convenient public transport

ACTIONS:

- a. Free fares for under-18s and extending fare concessions
- b. Better public transport access to hospitals and learning venues
- c. Improved pram and wheelchair access
- d. More routes with more frequent buses that don't pass through city centre and take people to work at night
- e. Accessible, well-lit bus and railway stations with seating, shelters and accurate route updates
- f. Community-led collection of information about barriers, mapping journeys people want to make, raising profile and building evidence of importance to community

Priorities and Actions: Transport



PRIORITY 4. Significant improvements to air quality across our wards

ACTIONS:

- a. See related actions to reduce car and lorry traffic
- b. See related actions to increase tree cover under the Nature theme
- c. Education on the impacts of local air quality caused by petrol and diesel vehicles, as well as awareness of impacts of other major sources of poor air quality, impacts from solid fuel burning stoves in smoke control areas, which our wards are in
- d. Campaigns to improve air quality around local schools and nurseries, including expansion of 'no-idling zones'
- e. Collecting evidence and running communications campaigns to raise awareness around the issue and steps to be taken

PRIORITY 5. Reduce the need for “occasional use” and commuter car parking space

ACTIONS:

- a. Free/low-cost monthly kerbside pick-up of large items for landfill
- b. Cargo bike hire/share schemes (see Priority 1), more electric car shares and awareness-raising, and street champion support setting up neighbour car shares
- c. Preventive measures to mitigate effects of Clean Air Zone on traffic and parking
- d. Community asset mapping – what gaps in local amenities and services lead people to look outside the neighbourhood

PRIORITY 6. Reduce local car and lorry traffic from deliveries

ACTIONS:

- a. Local business commitment to e-cargo bike last-mile delivery
- b. Centralised collection points for residents to pick up packages
- c. Shop local campaign with local high streets



Priorities: Food

Scoring of priorities

1 - Very Low, 2 - Low, 3 - Moderate, 4 - High, 5 - Very high / significant

PRIORITY	POTENTIAL COLLABORATORS + STAKEHOLDERS	RESOURCE: COST	RESOURCE: PEOPLE	IMPACT: CARBON	IMPACT: CO-BENEFITS	TIMESCALE
1. Residents have improved choice and access to healthy, affordable, culturally appropriate and environmentally sustainable food	<ul style="list-style-type: none"> Local food groups and businesses Children's Kitchen Wellspring Settlement Community and religious groups Feeding Bristol Food Clubs BCC Public Health Bristol Eating Better Awards One City Food Equality Strategy 	2 Engagement Training Space Materials Neighbourhood food schemes could require more feasibility/development and capital costs	3 Engagement with multiple stakeholders across sectors, training	3 Reduced meat consumption Reduced food waste	4-5 Improved physical health Improved mental health/wellbeing Opportunities for skills and training Celebration of local cultures/traditions Improved household finances Reduced waste going to landfill	1-2 years for courses, food box schemes 3-5 years systemic interventions and campaigns
2. Residents have better access to space, skills and resources to grow food in our local area	<ul style="list-style-type: none"> BCC housing BCC parks Bristol/Bath Parks Foundation Community groups linked to parks and other shared spaces ('Friends of' groups) Community growing groups Local businesses Incredible Edible Bristol Food Network Bristol Food Producers Bristol's One City Ecological Emergency Strategy One City Food Equality Strategy 	2 Engagement Training Space Materials	2 Engagement and training	3 Reduced # food miles Reduced #km for home food deliveries Reduced food waste Less plastic packaging Secondary: reduced meat consumption	5 Improved mental health/wellbeing Improved physical health Food security Community brought together Reduced inequalities Opportunities for physical activity Improved green spaces Opportunities for skills and training Celebration of local cultures/traditions Increased biodiversity Improved soil health	1-2 years, but needs sustained light-touch support for public spaces A lot of actions ready to start

Priorities and Actions: Food



PRIORITY 1. Residents have improved choice and access to healthy, affordable, culturally appropriate and environmentally sustainable food

ACTIONS:

- a. Cooking club - series of courses, activities and shared meals for all ages to build familiarity with ingredients and cross-cultural plant-based recipes, seasonal meal planning, understanding of nutrition and shifting norms toward more plant-based diets
- b. Neighbourhood food schemes co-designed with residents to improve access to affordable, healthy, sustainable food close to home; for example, bulk purchasing or food box schemes, farm shop, food truck or takeaway with healthy/fresh prepared food
- c. Support and incentives for healthier, more sustainable options from local food businesses; for example, Bristol Eating Better Award campaign with local takeaways

PRIORITY 2. Residents have better access to skills, space, and resources to grow food in our local area

ACTIONS:

- a. Develop resident-led growing projects in shared, public and informal spaces, e.g., outside council housing estates and in underused spaces in parks
- b. Improve access to existing growing spaces, especially for families without private gardens; e.g., improved links with community gardens, community growing plots at allotments
- c. Local spaces, courses, and networks to model “the art of possible” in growing practices, and share knowledge and resources about regenerative growing practices tailored to our community; e.g., seed and seedling swaps for plants specific to residents’ food cultures, growing and composting in small/rented spaces, vertical gardening (See linked actions in Nature Priority 3)
- d. Street-level actions to encourage growing in private gardens; e.g., Eat Your Street project
- e. Small community funding pot for resident-led growing projects
- f. Guided walks or cycle trips and shared meals to raise awareness of existing growing projects, build connections within our area/across the city and share knowledge (See Linked actions in Nature Priority 1)
- g. Resident-run market garden with culturally specific produce





Priorities: Nature

Scoring of priorities

1 - Very Low, 2 - Low, 3 - Moderate, 4 - High, 5 - Very high / significant

PRIORITY	POTENTIAL COLLABORATORS + STAKEHOLDERS	RESOURCE: COST	RESOURCE: PEOPLE	IMPACT: CARBON	IMPACT: CO-BENEFITS	TIMESCALE
1. Residents will have improved access to quality green spaces and linked-up green corridors near their homes	<ul style="list-style-type: none">BCC housingBCC parksBristol/Bath Parks FoundationFriends of the EarthAvon Wildlife TrustBristol Disability Equality ForumBristol Citizen's AssemblyOne City Ecological Emergency StrategyBWA's 50 Ways to Better Walking report	3	3	<p>Carbon capture</p> <p>Reduced km driven if environment more pleasant for active travel</p>	<p>5</p> <p>Improved mental health</p> <p>Opportunities for physical activity</p> <p>Community brought together</p> <p>Reduced overheating risk</p> <p>Reduced flood risk</p> <p>Reduced air/noise pollution</p> <p>Improved green spaces</p> <p>Equal access</p> <p>Increased community pride</p>	<p>Some quick wins</p> <p>More structural changes and actions to ensure long-term sustainability 3-5+ years</p>
2. Children and young people will have opportunities to spend time in nature, both in and out of the city "Climate Education Hub"	<ul style="list-style-type: none">NYCEBird girlAction for ConservationAvon Wildlife Trust	2-3	2	<p>Short-term may use more carbon than is saved</p> <p>Increased connection to nature → long-term increased sense of responsibility toward nature/ environment and climate-friendly behaviours</p>	<p>4</p> <p>Improved mental and physical health</p> <p>Opportunities for physical activity</p> <p>Inspire further action</p> <p>Remove barriers</p> <p>Leadership development</p> <p>Equal access</p> <p>Children catalysing behaviour change in adults</p> <p>Improved opportunities for children and young people</p> <p>Increased community pride</p>	1-2 years



Priorities: Nature

Scoring of priorities

1 - Very Low, 2 - Low, 3 - Moderate, 4 - High, 5 - Very high / significant

PRIORITY	POTENTIAL COLLABORATORS + STAKEHOLDERS	RESOURCE: COST	RESOURCE: PEOPLE	IMPACT: CARBON	IMPACT: CO-BENEFITS	TIMESCALE
3. Our community will have skills, resources and opportunities to help improve biodiversity, soil and overall health of local environment	<ul style="list-style-type: none"> Avon Wildlife Trust Incredible Edible Friends of... groups Local schools BWA's 50 Ways to Better Walking report One City Ecological Emergency Strategy 	2	3	Carbon capture	4 <ul style="list-style-type: none"> Opportunities for skills and training Improved mental and physical health Job creation Leadership development Reduced inequality Improved green spaces Increased biodiversity Improved soil health Reduced flood risk Inspire future action 	1-2 years
4. Increased tree cover on local streets	<ul style="list-style-type: none"> BCC Forest of Avon Trust Bristol Tree Forum Landscape Institute BCC City centre and high streets recovery programme University of Bristol BWA's 50 Ways to Better Walking report One City Ecological Emergency Strategy 	2 for planting Potentially higher costs for maintenance	3	Carbon capture Reduced km driven if environment pleasant for active travel and protected from extreme temperatures	4 <ul style="list-style-type: none"> Increased biodiversity Reduced heat exposure Improved air quality Improved mental health/wellbeing Improved green spaces Community brought together 	1-2 years
See "Housing/Buildings" priority 4 for green spaces in new developments						



Priorities and Actions: Nature

PRIORITY 1. Residents will have improved access to quality green spaces and linked-up green corridors near their homes

ACTIONS:

- a. Neighbourhood projects to reclaim alleyways, neglected and informal spaces for small planting/rewilding projects
- b. Resident-led mapping of accessible green routes with guided cycling/walking trips and signage to local green spaces (nature reserves, allotments, parks)
- c. Reduced red tape and authority for residents to reallocate street space for nature, seating, food growing, walking, cycling and play
- d. Improved funding for local parks with potential for community-run social enterprise; for example, willow and hazel copses in pocket parks, green space along major roads that can be sustainably harvested for sale through social enterprise

PRIORITY 2. Residents, especially children and young people, will have opportunities to spend time in nature, both in and out of the city

ACTIONS:

- a. Activities and campaigns to build awareness and appreciation for local wildlife; for example, City Nature Challenge, logging wildlife in community spaces
- b. Cycle rides/walks with activities in local parks and green spaces
- c. Outdoor camps, trips and other opportunities for children and young people to spend time in remote natural spaces, as well as green spaces in our area
- d. Develop wild spaces within school grounds and work with schools to encourage more outdoor education

PRIORITY 3. Our community will have skills, resources and opportunities to increase and improve green space, biodiversity, wildlife habitat, soil and overall health of the local environment

ACTIONS:

- a. Local training programmes and activities around biodiversity, wildlife habitat conservation and restoration and soil health specific to our local area; for example, vertical gardening, planting/composting in flats (see linked actions in Food Priority 2), community composting schemes
- b. Support for street-level or apartment block actions to create pollinator corridors, parklets, raised bed traffic calming measures
- c. Street champions/mentors to share “how to” information and examples of what can be done within current regulations around green space and reallocating street space, etc. (see linked actions across themes)
- d. Support for local businesses, religious and community groups to implement and model best practices around urban buildings and nature

Priorities and Actions: Nature

PRIORITY 4. Increased tree cover on local streets

ACTIONS:

- a. Increased investment in street tree planting (including parking space 'parklets') that will sustainably accommodate tree growth and avoid long-term maintenance costs and issues around pavement accessibility
- b. Baseline study into existing tree cover in our local area to identify areas with lowest tree cover, alongside mapping exercise with residents to identify streets and corridors where they would like trees planted
- c. Community-wide tree-planting celebrations
- d. Community orchards and fruit and nut tree planting across wards (links to Food Priority 2)
- e. Linked-up networks of groups and residents to make sure trees are properly watered and maintained
- f. Virtual reality modeling to show what tree-lined streets could look and feel like compared to tree-less streets with heat waves to generate additional support





Priorities: Waste and Resources

Scoring of priorities

1 - Very Low, 2 - Low, 3 - Moderate, 4 - High,
5 - Very high / significant

PRIORITY	POTENTIAL COLLABORATORS + STAKEHOLDERS	RESOURCE: COST	RESOURCE: PEOPLE	IMPACT: CARBON	IMPACT: CO-BENEFITS	TIMESCALE
1.Residents have skills, resources and opportunities to share, reuse and repair goods rather than buying new or individually	<ul style="list-style-type: none">• Skills development partners (e.g, SetSquare, LifeCycle, Bristol Textile Quarter)• Bristol Waste• BCC• Local high street traders• Adblock• Kingswood Library of Things• Southville Toy Library• Economic Development Team• UWE• One City Ecological Emergency Strategy	2 Staff Materials Space Low costs to set up swaps, workshops and skill-sharing sessions Higher costs (including capital) for Library of Things/Repair and reuse hubs	2 Facilitation/engagement Skills training Development of new spaces/opportunities	3 Reduce number of items of clothing, electronics and appliances bought/sent to tip Fewer cars on street	4 Opportunities for skills and training Job creation Community brought together Reduced social isolation Improved household finances Equal access Celebration of local cultures/traditions Improved networks/social capital	1-2 years
2.Reduce litter and waste on streets and shared spaces	<ul style="list-style-type: none">• BCC• Bristol Waste• City to Sea• Local groups (Tidy BS5, etc.)• Religious and community groups• Local schools• Local businesses• Plastic Pollution Awareness and Actions Projects (Naseem Talukdar)• BWA's 50 Ways to Better Walking report• One City Ecological Emergency Strategy	2 Initial costs for training and early engagement low Some schemes or interventions could be more costly, with development and capital costs	3 Stakeholder engagement and coordination across sectors on emotive, long-time challenge Comms	2 Reduced plastic production	4 Improved mental health Improved green spaces More attractive public spaces Reduced waste going to landfill Increased community pride	1-2 years Training, engagement and developing schemes 3-5 years Shifts in norms and sustainable, long-term behaviour change



Priorities: Waste and Resources

Scoring of priorities
1 - Very Low, 2 - Low, 3 - Moderate, 4 - High,
5 - Very high / significant

PRIORITY	POTENTIAL COLLABORATORS + STAKEHOLDERS	RESOURCE: COST	RESOURCE: PEOPLE	IMPACT: CARBON	IMPACT: CO-BENEFITS	TIMESCALE
3.Residents have access to affordable goods without plastic packaging	<ul style="list-style-type: none">BCCLocal businessesGovernmentMPsLocal councillorsCity to SeaPlastic Pollution Awareness and Actions Projects (Naseem Talukdar)One City Ecological Emergency Strategy	2 Staff costs	2 Engagement/facilitation, campaigning and communications	3 Reduced plastic production	3 Remove barriers Less waste sent to landfill More attractive public spaces Improved biodiversity Equal access Increased community pride	1-2 years bulk purchasing clubs and some shifts with local businesses and large corporates 3-5 years more widespread change and legislation

Priorities and Actions: Waste and Resources



PRIORITY 1. Residents equipped with skills, resources and opportunities to share, reuse and repair goods

ACTIONS:

- a. Regular mending/sewing/upcycling socials, skill-sharing and training
- b. Local branches or mobile library of things, tool libraries (linked to Energy Hub DIY support) and toy libraries (including equipment Disabled people need, along with the expertise to lend out)
- c. Regular clothes and uniform swaps, second-hand markets, bike exchange (see Transport priority 1)
- d. Repair/reuse hubs in High Street units (see Bristol Waste shop in Avonmouth)
- e. Basic electronic/appliance/cycle repair training
- f. Campaign to shift cultural norms away from individual ownership/consumerism/throwaway culture; for example, zero-carbon/anti-consumerism billboards with Adblock, influencer campaigns, sharing stories through a variety of communications channels

PRIORITY 2. Reduce litter, fly-tipping and waste in local area

ACTIONS:

- a. Behaviour change training for community and religious groups and local businesses to implement and pass on to members and visitors through comms campaigns and engagement activities
- b. Improved recycling infrastructure in flats, including council estates
- c. Incentives to reuse/return containers -- bottle return, high street discounts, public refill stations
- d. Free/low-cost kerbside pick-up for large items (See linked Transport action)
- e. Community spaces, local businesses and organisations modeling best practice around recycling, reducing waste and proper disposal/bin management

PRIORITY 3. Residents have access to affordable goods without plastic packaging

ACTIONS:

- a. Bulk purchasing clubs
- b. Campaign for plastic-free food packaging
- c. Campaigning and support for local businesses to reduce plastic packaging/implement return schemes



Priorities: Energy

Scoring of priorities

1 - Very Low, 2 - Low, 3 - Moderate, 4 - High, 5 - Very high / significant

PRIORITY	POTENTIAL COLLABORATORS + STAKEHOLDERS	RESOURCE: COST	RESOURCE: PEOPLE	IMPACT: CARBON	IMPACT: CO-BENEFITS	TIMESCALE
1.Increased local generation and ownership of renewable energy	<ul style="list-style-type: none">BCCWECACity LeapOwen Square Community EnergyBristol Energy NetworkBristol Energy CooperativeCSEAmbition Lawrence WestonLockleaze Loves SolarBristol Citizens Assembly Recommendations	3-4 Depending on ambition and level of household uptake Capital Surveys Installation costs Staff Space	4 Coordination between many stakeholders, residents, suppliers, partners Comms Events	3-4 Depending on level of household uptake	5 Opportunities for skills & training Opportunities for local investment Security in energy supply Community brought together Lower energy costs Lower energy tariffs Reduced fuel poverty Improved household finances	1-2 years for street-level/house hold actions 3-5 years scaling up installation across neighbourhood 6-8 years community-owned energy projects
2.Residents have safe spaces in extreme heat/cold and access to off-grid emergency energy supply for improved resilience in extreme weather events	<ul style="list-style-type: none">Owen Square Community EnergyBristol Energy NetworkCommunity hubs; e.g., churches and mosquesBristol Energy CooperativeWestern Power DistributionWales and Western UtilitiesPublic HealthBristol Central MosqueThe Plough InnRaised in Easton NurseryBristol Resilience Strategy	5 Staff Feasibility study Development Capital 2 for initial steps around feasibility study and engagement	3 Delivering feasibility study and modelling to see what's needed and possible Engaging stakeholders	3 Battery technology could be used to manage peak energy use and charge when local surplus renewable energy is generated. This could also be directed toward vehicle battery charging points and link to taxi charging points. Through storage there could also provide community centre with power to supply the centre should there be a long power disruption due to weather events	4 Security in energy supply Improved crisis response Improved safety	1-2 years Feasibility study and engagement 3-5 years



Priorities: Energy

Scoring of priorities
1 - Very Low, 2 - Low, 3 - Moderate, 4 - High, 5 - Very high / significant

PRIORITY	POTENTIAL COLLABORATORS + STAKEHOLDERS	RESOURCE: COST	RESOURCE: PEOPLE	IMPACT: CARBON	IMPACT: CO-BENEFITS	TIMESCALE
3.Community buildings modelling “art of the possible” in community energy	(see Homes and Buildings Priority 2)					

Priorities and Actions: Energy



PRIORITY 1. Increased local generation and ownership of renewable energy

ACTIONS:

- a. Local energy hub/pop-up one-stop-shop and learning zone for support switching to cheaper/greener tariffs and connecting to locally owned generation, information and access to funding and support for household renewable energy installation and courses around community energy generation and ownership (linked to Energy Hub actions under Housing theme)
- b. Street- or substation-level action for community microgrid, bulk purchase and installation of residential renewable energy sources, coordinated through local energy hub (see linked street-level retrofit action under Housing priorities)
- c. Green Open Doors programme and peer mentoring for knowledge sharing about retrofits, energy generation and charge points

PRIORITY 2. Residents have safe spaces in extreme heat/cold and access to off-grid emergency energy supply for improved resilience in extreme weather events

ACTIONS:

- a. Explore feasibility of measures for improved resilience during extreme weather events to provide off-grid energy supply for medicine refrigeration, phone charging and warm/cool safe spaces for vulnerable residents (Updated 2024)
- b.

PRIORITY 3. Community buildings and local businesses as exemplars, modelling community energy

- a. see Homes and Buildings Priority 2



Priorities: Business and Education

Scoring of priorities

1 - Very Low, 2 - Low, 3 - Moderate, 4 - High,
5 - Very high / significant

PRIORITY	POTENTIAL COLLABORATORS + STAKEHOLDERS	RESOURCE: COST	RESOURCE: PEOPLE	IMPACT: CARBON	IMPACT: CO-BENEFITS	TIMESCALE
1. Local people have access to green jobs in our local area	<ul style="list-style-type: none"> WECA BCC Technical and delivery partners; Bristol Energy Network and members, CSE, C.H.E.E.S.E project, Bristol Energy Cooperative Education partners (City Academy, City College, etc.) Black Southwest Network Babbasa Community partners; e.g., Bristol Horn Youth Concern, Bristol Somali Youth Voice Local contractors Green Register Bristol Citizens Assembly Recommendations 	3 Training and accreditation Staff Space	3 Coordination and engagement with multiple cross-sector stakeholders Training	5 Reduced emissions from green goods and services provided by trained workforce Reduced km travelled by residents commuting to work	5 Job creation Reduced inequalities Improved household finances Opportunities for skills and training Improved mental health/wellbeing Opportunities for local investment Improved opportunities for children and young people	Some quick wins, but most impact will take 5+ years
2. Expand opportunities for children and young people to learn about climate and nature at school and in their community	<ul style="list-style-type: none"> City Academy Local schools Babbasa Bristol Learning City Bristol Education Partnership City of Bristol College Bristol Governor Network Lighting Up Learning Universities We the Curious Morgan Tipping, Dee Moxon and other engaged artists 	2 Staff costs	2 Staff time, development of resources, CPD for teachers	5 Very high secondary impact in terms of behaviour change and ability to participate in green economy and develop future solutions	3 Reduced inequalities Opportunities for skills and training Children and young people catalysing behaviour change in adults Improved opportunities for children and young people	1-2 years Some quick wins building on post-COP energy, interest and resources 3-5 years for deeper, long-term changes



Priorities: Business and Education

Scoring of priorities

1 - Very Low, 2 - Low, 3 - Moderate, 4 - High,
5 - Very high / significant

PRIORITY	POTENTIAL COLLABORATORS + STAKEHOLDERS	RESOURCE: COST	RESOURCE: PEOPLE	IMPACT: CARBON	IMPACT: CO-BENEFITS	TIMESCALE
3. Local high street businesses able to take action and leadership around climate action and become net zero	<ul style="list-style-type: none">BCCWECALocal businesses, St Marks Road Traders ForumBGCPBENCSECity to SeaBristol Energy CooperativeBristol WasteLocal CouncillorsBCC City centre and high streets recovery programme	2 Engagement/ coordination/comms, will be higher for businesses to implement actions like retrofit	3 Engagement, comms, facilitation Coordinating multiple stakeholders across sectors	3 Reduction in emissions from heating and electric Reduction in km driven by delivery cars/lorries Reduction in single-use plastics Increased carbon capture from "greening" of buildings	3 Improved business efficiency Inspire further action Leadership development Community brought together Increased community pride Keeping money in local economy	1-2 years to develop network and for engaged/ resourced businesses to take action on things like shared suppliers 3-5 years for more widespread action requiring more coordination and support from external stakeholders



Priorities and Actions: Business and Education

PRIORITY 1. Local people have access to quality green jobs in our local area

ACTION:

- a. Developing pathways to employment in green jobs; for example, retrofit programme being led by Bristol Energy Network with CSE, BSWN and Babassa with taster courses, internships and apprenticeships and on-the-job training with local green businesses
- b. Local energy learning hubs to bring information and training into the community and support first steps in career pathway; for example, energy learning zone to teach C.H.E.E.S.E. thermal imaging survey delivery to residents
- c. Engagement and awareness raising with secondary school students
- d. Support for accreditation of local businesses and certification requirements to deliver green projects
- e. Local hiring schemes, recruitment drives, green jobs fairs and networking events in partnership with community groups

PRIORITY 2. Expand opportunities for children and young people to learn about climate and nature at school and in their community

ACTIONS:

- a. Provide opportunities for hands-on learning, citizen sensing and experimentation in community spaces
- b. Arts and creative programmes to explore the cultural and energy transition
- c. Expand climate curriculum in local schools through development and sharing of resources, along with support for teacher professional development

PRIORITY 3. Local high street businesses able to take action and leadership around climate

ACTIONS:

- a. High street champion/coordinator to support cooperation and joint action between businesses; for example, bulk purchasing of sustainable packaging or solar panels; shared use of electric delivery vehicles; installation of electric charge points; coordinated energy supplier switch
- b. Targetted programme for local businesses to develop their own climate plans to reach net-zero
- c. Training, signposting, knowledge sharing and mentoring within business networks
- d. Campaign to recognise actions already taking place in local businesses and raise awareness in local community and citywide



Priorities: Homes and Buildings

Scoring of priorities

1 - Very Low, 2 - Low, 3 - Moderate, 4 - High,
5 - Very high / significant

PRIORITY	POTENTIAL COLLABORATORS + STAKEHOLDERS	RESOURCE: COST	RESOURCE: PEOPLE	IMPACT: CARBON	IMPACT: CO-BENEFITS	TIMESCALE
1. Households will have affordable heating and electric bills and warm, dry homes that are affordable to maintain	<ul style="list-style-type: none">BCCACORNBristol Energy NetworkCSEC.H.E.E.S.E. ProjectWHAMHousing associationsLandlordsGovernmentSHELTERTalking MoneyNHSBristol Green DoorsBristol Citizens Assembly Recommendations	4 Space Staff Training Materials Surveys Capital This will include funding from local authority and government	4 Coordination, engagement across multiple stakeholders and sectors	5 Reduced emissions from homes	5 Reduced fuel poverty Improved physical health Improved household finances Improved mental health/wellbeing Improved public sector finances	1-2 years for low-cost DIY interventions 3-5 years for more intensive retrofits
2. Local community hubs, businesses, schools, religious and other community buildings as models of climate resilience, energy affordability, net zero and ecological best practice (Updated 2024)	<ul style="list-style-type: none">Local businessesReligious groups/leadershipCommunity hubsLocal schoolsBCCTechnical and delivery partners (Bristol Energy Network, Bristol Waste, CSE, C.H.E.E.S.E. Project, Owen Square Community Energy, Avon Wildlife Trust, etc.)Bristol's One City Ecological Emergency Strategy	3-4 (depending on uptake) Audits/assessments Capital Staff Events 2 for capacity required to run project	3 Coordination/ facilitation of multiple stakeholders Communications/ engagement	3 Reduced emissions from heating and electric in local buildings	3 Opportunities for local investment Lower energy costs Leadership development Increased community pride	1-2 years for engagement, audits and simpler, low-cost actions 3-5 years for more intensive, widespread actions



Priorities: Homes and Buildings

Scoring of priorities

1 - Very Low, 2 - Low, 3 - Moderate, 4 - High,
5 - Very high / significant

PRIORITY	POTENTIAL COLLABORATORS + STAKEHOLDERS	RESOURCE: COST	RESOURCE: PEOPLE	IMPACT: CARBON	IMPACT: CO-BENEFITS	TIMESCALE
3. Strictly enforced requirements for all new housing developments to be net-zero, affordable to maintain, and include public green spaces and sufficient services and amenities	<ul style="list-style-type: none">• BCC• WECA• Local councillors• CSE• Housing associations• University of Bristol TQEC• Neighbourhood planning groups• Avon Wildlife Trust• Neighbourhood Planning Network• Bristol Citizens Assembly Recommendations 5• Bristol's One City Ecological Emergency Strategy	2 Staff time	2 Engagement with development of local plan Comms campaigns Asset mapping activities	3 Reduced future emissions from heating and electric Reduced emissions from driving outside neighbourhood/ receiving deliveries rather than using local shops and services	3 Reduced fuel poverty Improved physical health Improved household finances Improved mental health/wellbeing Reduced air pollution Improved green spaces	1-2 years (asset mapping and engaging with local plan development)

Priorities and Actions: Homes and Buildings



PRIORITY 1. Households will have affordable heating and electric bills and warm, dry homes that are affordable to maintain

ACTIONS:

- a. Local energy hubs in community buildings where residents can get advice about energy bills, improved knowledge of behaviour change and access DIY skills training. Hubs provide information about the home retrofit process, including technology, funding, suppliers, trusted tradespeople and financial support available for improved energy efficiency. (Updated 2024)
- b. Support from council and energy hub for private renters/landlords to access grants and advice on best practices in energy efficiency, energy use and affordable housing, with legal protections for private renters from rent hikes and landlord licensing schemes linked to improved energy efficiency
- c. Council working with social housing tenants to make housing warmer in the winter, cooler in the summer, reduce damp and energy bills
- d. Support for street-level residential pilot and peer-mentoring for low-carbon retrofits of homes
- e. Developing a pool of trusted tradespeople who are knowledgeable of, and sensitive to, local community needs and charge a fair price for their services. (Added 2024)

PRIORITY 2. Local community hubs, businesses, schools, religious and other community buildings as models of climate resilience, energy affordability, net zero and ecological best practice (Updated 2024)

ACTIONS:

- a. Support access to technical expertise and funding for improved energy efficiency and installation of renewable energy sources in community buildings (Updated 2024)
- b. Connect local organisations and businesses to existing support and identify gaps where more support needed to implement their climate actions
- c. Peer networks and ambassadors/energy champions to share information and help scale efforts
- d. Communications support to raise awareness about actions taking place locally and ways the community can support and apply changes in their own homes and other buildings; for example, promotion of activities and tours, storytelling through magazine, radio, film, etc.

PRIORITY 3. Strictly enforced requirements for all new housing developments to be net-zero, affordable to maintain, and include public green spaces and sufficient services and amenities.

ACTIONS:

- a. Lobby to ensure local biodiversity net gain and net-zero requirements are included in the new local plan and have strict, enforceable regulations for developers
- b. Asset mapping to identify gaps in services and amenities (see linked action in Transport priority 5)
- c. New housing developments to contribute to additional tree cover amongst other measures to increase resilience of temperature increases and increased flood risks (Added 2024)



Priorities: Equity and leadership

Scoring of priorities

1 - Very Low, 2 - Low, 3 - Moderate, 4 - High,
5 - Very high / significant

PRIORITY	POTENTIAL COLLABORATORS + STAKEHOLDERS	RESOURCE: COST	RESOURCE: PEOPLE	IMPACT: CARBON	IMPACT: CO-BENEFITS	TIMESCALE
1. Climate leadership development in our local area with focus on underrepresented groups	<ul style="list-style-type: none">Local faith groupsCommunity groups and organisationsLocal business ownersCity Academy + local schoolsBristol Disability Equality ForumACHBlack and Green AmbassadorsBlack South West NetworkBabbasaBlack Seeds NetworkBristol Multifaith ForumLocal artists and creativesTechnical partnersUniversities	2 Training/facilitation Play and youth workers Communications Paid time, child care, transport and other measures to remove barriers to participation	3 Training Engagement/ facilitation Play and youth workers	5 Deep and far-reaching potential impact by building stronger, more diverse and widespread leadership with more people taking direct action, leading the development of more effective solutions, encouraging and supporting behaviour change amongst peers and communities, and building out broader support base to push for systemic change.	5 Removing barriers Equal access Reduced inequalities Leadership development Inspire further action Opportunities for skills and training Children and young people catalysing behaviour change in adults Improved opportunities for children and young people Minority voices amplified and able to influence decision making Celebration of local cultures/traditions	Plenty of quick wins and actions that can be delivered within 1-2 years, but 3-5+ years needed for deeper, systemic changes

Priorities and Actions:

Equity and leadership actions



PRIORITY 1. Support climate leadership development in our local area with focus on underrepresented groups

ACTIONS:

- a. Opportunities for regular input from children and young people around climate and changes to our local area, to be developed in partnership with children and young people
- b. Funded play and youth workers with focus on climate and youth voice
- c. Programme of creative activities related to climate and local issues co-designed, planned and delivered with children and young people – e.g., podcast, film, sustainable fashion, theatre, printing, music, film nights
- d. Climate leadership programme with training, support and network(s), along with regular opportunities to advise on climate action and changes to our local area for children and young people, local leaders of Black Asian Minority Ethnic communities, business and religious groups
- e. Communications campaign sharing stories and highlighting voices that challenge dominant narratives of who is “part of the solution” and leading climate action



Acknowledgements



Eastside Community Trust would like to thank the following people and organisations for their contribution to the development of this Community Climate Action Plan:

- the members of the Easton and Lawrence Hill community who shared their ideas and took the time to engage in our consultation and community engagement process
- our featured climate action heroes: Hemlata Pant and Abdul Malik (and all others taking climate action in our community!)
- local community groups and organisations that have contributed their ideas and support, including:
 - Barton Hill Activity Club
 - Bristol Energy Network
 - Bristol Somali Youth Voice
 - Bristol Horn Youth Concern
 - Chaplin Community Garden
 - City Academy Bristol Community Allotment
 - Dings Community Association
 - Easton Christian Family Centre
 - Easton Community Children's Centre
 - Easton Community Garden
 - Easton Jamia Mosque
 - Evergreens social club for older people
 - Freedom Kids podcast and the children and young people at Felix Road Adventure Playground
 - Friends of Rawnsley Park
 - Refugee Women of Bristol
 - Refugee Women's Art Group
 - Somali Kitchen
 - St Marks Road Traders Forum
 - Talo
 - Trinity Centre
 - Wellspring Settlement
 - Somali Women's Breakfast
- The Community Climate Action Project partners: Bristol Climate & Nature Partnership (Amy Harrison), Bristol City Council (Mark Leach) CSE (Harriet Sansom), Ambition Lawrence Weston (Donna Sealey), Eastside Community Trust (Emily Fifield), ACH (Katya Thickpenny Ryan), Bristol Disability Equality Forum (Emma Geen), Lockleaze Neighbourhood Trust (Karen Edkins), Heart of BS13 (Kirsty Hammond) for their support and collaboration through the Community Climate Action Project
- All the Community Climate Action city partners who contributed to the Peer Review Roundtable event (Nov 2021)
- Barry Parsons, BCfm Radio, Black and Green Ambassadors, Bristol Energy Network, Children's Kitchen, Family Action, Feeding Bristol, Incredible Edible, Knowle West Media Centre, LifeCycle, Maria Faiomy, SetSquare and Shaheim Minzie, who contributed to the delivery of our community engagement process and plan
- Community artists Dee Moxon, Morgan Tipping and Tommy Chavannes for their creative contribution to our community engagement process
- Abiir Shirdoon, Araceli Cabrera Cáceres, Becky Whitmore, Emily Fifield, Gemma Newby, Olivia Meyonette Sweeney (Black & Green Ambassadors), Gary Regis, Kate Bilsborough, Nirmal Singh, Ollie Fournier, Vic Wakefield-Jarrett and all members of the Eastside Community Trust team and board who supported delivery of this project
- The National Lottery Community Fund: Climate Action Fund for supporting the development of this plan.
- Zakiya McKenzie for helping shape and expertly deliver our climate leadership programme.
- Our Warm Home Champions for their continued involvement in and contributions to our delivery and monitoring activities

Appendices

- Co-benefits list
- Carbon impacts list
- Full List of engagement activities that took place to inform the development of the Community Climate Action Plan, priorities, and actions.
- Evaluation and wider objectives
- Glossary of terms used



List of community co-benefits



Health & wellbeing

- Reduced fuel poverty
- Opportunities for physical activity
- Reduced noise pollution
- Reduced air pollution
- Improved dietary health
- Increased community pride
- Reduced social isolation
- Improve mental health/wellbeing

Economy

- Job creation
- Green jobs training and apprenticeship opportunities (young people)
- Improved business efficiency
- Improved household finances
- Opportunities for skills and training
- Money retained in the local economy
- Opportunities for local investment
- Lower energy costs
- Lower energy tariffs
- Better public transport links

Environment

- Reduced greenhouse gas emissions
- Improved green spaces
- Reduced overheating risk
- Reduced flood risk
- Increased biodiversity
- Reduced waste going to landfill
- The creation of more attractive public spaces

Resilience

- Security in energy supply (fewer power cuts)
- Security in energy supply (less reliance on international imports)
- Food security (security in local food supply)
- Flood risk mitigation

Society

- Reduced inequalities
- High level decision makers (ie national gov) influenced to make positive changes.
- Community brought together / community cohesion
- Improved public sector finances
- Greater voice, agency, and influence of communities in climate decision-making
- Educational opportunities for children and young people

Equalities

- Equal access
- Preventing the creation of new barriers
- Removing a barrier
- Minority voices amplified and able to influence decision-making

List of carbon impacts



Energy

- Hugely reduced energy demand from buildings, including heritage assets
- Smarter & more flexible management of energy demand, including storage
- Decarbonised power generation
- Decarbonised heat delivery
- Widespread, actively managed and planned carbon storage strategies
- Reduced energy demand
- Affordable heating
- Energy use is from renewable sources
- Improving all homes to EPC standard C
- Displacement of fossil fuel energy by using locally generated electricity from renewable sources

Buildings/Housing

- Hugely reduced energy demand from buildings, including heritage assets
- New buildings and developments that achieve net zero emissions, including associated transport
- Improving all homes to EPC standard C
- Increased/improved insulation on all housing stock

Food

- Altered dietary patterns & reduced food waste.
- Widely adopted agricultural practices that reduce emissions & increase soil carbon and protect & promote biodiversity
- Food education to reflect the needs of diverse communities
- Reduced meat (and dairy) consumption

Waste and Consumption

- Hugely altered consumption patterns, buying less and re-using/repairing more
- Greatly increased recycling rates to achieve a circular economy model, taking plastics out of the waste stream
- Altered dietary patterns and reduced food waste.
- Less demand on shop bought edibles
- Less packaging and waste
- Safe disposal of older appliances that contain Freon Gas which depletes the ozone layer
- More food waste going to biomass production

List of carbon impacts continued...



Transport

- Reduced private car travel and a comparable increase in active and public transport
- A complete shift to electric vehicles (& an end to petrol & diesel cars & vans)
- Massively reduced air travel, particularly among frequent flyers
- Reduction in petrol and diesel cars on the road
- Improved air quality
- Reduction in the cost/accessibility of public transport
- Availability of regular public transport links to employment hubs (e.g., Avonmouth)

Jobs, business, jobs, and education

- More residents trained within the Green Economy
- Supporting the local economy (or circular economy)
- Diversity in green jobs recruitment
- Climate change on the school curriculum

Nature

- Widely adopted agricultural practices that reduce emissions & increase soil carbon and protect & promote biodiversity
- More biodiversity
- Better habitat for local wildlife
- More trees planted
- Protecting the biodiversity
- Sustaining wildlife populations
- Creating wildlife corridors
- Equitable access to green spaces

Full list of community co-production activities



Programme of community communications

- Climate-focussed edition of Up Our Street magazine, with updates in subsequent editions, delivered to the doors of 13,500 local households
- Regular updates and climate action information in fortnightly ebulletins
- Up Our Street Radio shows dedicated to climate
- One Love Breakfast Show spots on BCfm (including premieres of latest Freedom Kids Podcast episodes)
- Regular updates in Eastside Community Trust's 35 community noticeboards

Engagement activities

- Introducing Eastside Community Climate Action Project launch event
- Accessible Transport Sharing Session co-hosted with Bristol Disability Equality Forum
- Two focus groups with members of Bristol Somali Youth Voice
- Drop-in sessions with The Dings Community Association, local community gardening groups and Evergreens older people's social group
- Three meetings exploring street-level climate action with residents, local traders and religious leaders, including: St Marks Road Traders Forum, Easton Jamia Mosque and St Marks Church and residents
- Clean Air Day family pop-up and craftivism session outside tower blocks at Rawnsley Park
- Clean Air Community Conversation with residents and local stakeholders
- Litter pick and discussion about recycling, litter and waste reduction in Owen Square Park

- School uniform swaps with discussions about community actions to reduce emissions and household costs through sharing and reuse
- Introduction to community energy training with Bristol Energy Network
- Great Big Green Week celebration in partnership with St Marks Road Traders Forum and Easton Jamia Mosque to highlight local climate action on St Marks Road
- Festival of Solutions: Feeding Our Community food growing workshop and vegetarian feast at Felix Road Adventure Playground
- Sustainable Fashion Week - Make and Mend session with discussion about skills needed to make things last and reduce our waste
- Engagement activities with focus on children and young people:
- Six episodes of Freedom Kids podcast (topics: Climate Change, Air Pollution, Waste and Recycling, Food, Energy and Wildlife) made by children at Felix Road Adventure Playground with playworker and creative producer Araceli Cabrera Cáceres
- Clean Air Day pop-up activities and craftivism session with artist Dee Moxon at Rawnsley Park (see above)
- Love Our Lungs craftivism session at Felix Road Adventure Playground with artist Dee Moxon
- Two wildlife conservation creative workshops with artists Morgan Tipping and Tommy Chavannes
- Two play-based research sessions using drawn and spoken responses to explore children's experiences in their physical environment and views on their neighbourhood
- Youth Voice call out recording and guest blog from resident and recent graduate of City Academy, Shaheim Minzie
- "Why I care about climate" video from resident and recent graduate of City Academy, Hemlata Pant

Healthy People, Healthy Planet questionnaire

Questionnaire responses collected in-person and online from 72 individuals. Demographic data of respondents detailed below.

- How would you describe your ethnicity? (number of participants who responded)
 - Pakistani: 3
 - Bangladeshi: 1
 - Chinese: 2
 - Any other Asian: 3
 - Black African: 15
 - Black Caribbean: 2
 - Any other Black/African/Caribbean background: 3
 - Arab: 1
 - White – English/Welsh/Scottish: 30
 - White and Asian: 1
 - White and Black Caribbean: 2
 - Any other white: 3
 - Any other mixed: 1
 - Other: 2
 - Prefer not to say: 3
- Faith:
 - Buddhist: 3%
 - Christian: 11%
 - Jewish: 2%
 - Muslim: 38%
 - No religion: 38%
 - Other: 8%
 - Prefer not to say: 9%
- Do you consider yourself to be Disabled or to have a disability?
 - Yes: 14%
 - No: 79%
 - Prefer not to say: 7%
- Do you own your home?
 - I own my home: 37%
 - I rent from a private landlord: 17%
 - I rent from the Council: 24%
 - I rent from a housing association: 10%
 - I'm staying with friends or family: 14%



Evaluation and wider objectives

This plan was developed as part of the Bristol Community Climate Action Project (coordinated by Bristol Climate & Nature Partnership, and supported by Bristol City Council and the Centre for Sustainable Energy).

The evaluation objectives of the project are:

1. Communities will better contribute to Bristol's 2030 carbon neutral and nature recovery ambitions.
2. There is wider and deeper climate change engagement and leadership in diverse communities.
3. Climate Community Action will support transitions towards a more just and inclusive society.
4. Community Climate Action will support increased community resilience to immediate climate and social challenges.
5. Climate Community Action is recognised as an essential strategic approach towards achieving net zero goals in Bristol, the West of England sub-region (WECA area) and nationally.
6. Communities in Bristol and beyond are inspired and supported to take community-led climate action.

The development phase of the Community Climate Action Project (October 2020 – April 2022) focused on the development of six coproduced community climate action plans by six Bristol community organisations (ACH, Ambition Lawrence Weston, Eastside Community Trust, Bristol Disability Equality Forum, Heart of BS13 and Lockleaze Neighbourhood Trust) and extensive evaluation data was collected during the project through a suite of 10 surveys using the online Makerble platform.

An insights report was produced at the end of the development phase of the project (April 2022), and a full evaluation report will be produced at the end of the programme (July 2025).

The Community Climate Action Project has been supported by the National Lottery Community Fund's Climate Action Fund. The overall objectives/outcomes of the fund are:

1. More – and more diverse – people engage with climate issues and understand what climate change means for them.
2. More – and more diverse – people have hope that things can change and take action on climate change.
3. Community-led climate action initiatives grow and develop.
4. Carbon emissions are reduced through action at the local level.
5. Community-led climate action is fair and generates co-benefits for people's quality of life.
6. Learning on good practice is captured and shared.
7. The National Lottery Community Fund and others across the sector (including funders) integrate support for community-led climate action into their wider activities.
8. Evidence of increased support for climate action.
9. Local communities develop increased resilience to immediate climate impacts.

Glossary of terms used



Biodiversity: All the different kinds of life you'll find in one area—the variety of animals, plants, fungi, and even microorganisms like bacteria that make up our natural world

Biomass: Plant or animal material used as fuel to produce electricity or heat (eg. energy crops, waste from forests, yards, or farms. Since biomass can also be used as a fuel directly (e.g. wood logs), some people use the terms biomass and biofuel interchangeably

Carbon emissions: The carbon dioxide gas that planes, cars, factories, etc. produce which contribute to climate change

Carbon footprint: A tool to help us understand what changes we need to make to cut our emissions. They show us which actions result in emissions, and how much

Circular economy: An economic system of production /consumption based on using renewable resources, eliminating waste and reusing and recycling goods for as long as possible

Climate change: Whilst greenhouse gases occur naturally, human activity (especially the use of 'fossil fuels' - oil, gas, coal) has led to hugely increased levels of these gases. This has led to the earth getting hotter, and our climate changing all over the world. Our climate affects everything on earth – the landscapes, seas, animals, plants, and of course people – and small changes in climate can impact where humans and animals can live, what and how much we can grow, our health, our sea levels, and much more

Green jobs: Green jobs are those which are in some way contribute to reducing the consumption of energy and raw materials, limit greenhouse gas emissions, minimise waste and pollution and protect and restore ecosystems

Greenhouse gases: Carbon dioxide, and other 'greenhouse gases', trap heat in the atmosphere and keep the earth warm (which is why they're called greenhouse gases). These gases, which occur naturally, make the earth a habitable place – without them it would be too cold to live here

Just Transition: Ensuring the transition to a low carbon society/economy is equitable, that any benefits are shared widely, whilst supporting those who stand to lose out economically

Natural habitat: The natural environment in which a species of plant/animal/fungi etc lives

Net zero and carbon neutral: This means that any carbon dioxide that is emitted by the activities taking place is balanced by the same amount of carbon dioxide being absorbed from the atmosphere (sometimes achieving net-zero carbon dioxide emissions is referred to as 'carbon neutrality')

Renewable energy: Energy that is generated from natural processes that cannot be exhausted and is constantly renewed (including solar/sunlight, geothermal heat, wind, tides, water)

Retrofit: The introduction of new materials, products and technologies into an existing building to reduce the energy needed to occupy/use that building

Wildlife corridors: A strip of natural habitat connecting populations of wildlife otherwise separated by cultivated land, roads, housing etc.

